



NYC METRO RABBIT NEWS SEPTEMBER 2022

Photo: Lisa M. Nasoff



The day Babybun was found.

The Little Miracle That Is Babybun

By Lisa M. Nasoff

Animals have a way of finding me. From your typical cats, dogs, and baby birds, to squirrels, gannets, trumpeter swans, pigeons, parakeets and turtles. My own cat and rabbit were found in the park where I run (I have to start running with blinders on!); and I had a ring-necked dove that someone released at a wedding that was one of the best pets I ever owned. So, it is not surprising that I should end up working at a school where I am surrounded by domestic feral rabbits.

The domestic feral rabbit situation in Baldwin Harbor on Long Island, is unfortunate, and at this point, likely unmanageable (all the subject for a different article). However, it is the backdrop of this story, and that of its

(Continued on page 2)

Don't Be Caught Off Guard

Page 5

Bonding With a Bunny Who Doesn't Like to Cuddle

By Megan Hilands

One of my three bunnies, Nala, is not the most physically affectionate rabbit. While she is extremely outgoing and curious about what is going on in our home, she is not the most likely bun to curl up beside you on the couch and demand pets. She is just one of those rabbits who would rather touch you (typically via a nose boop) than be touched. Part of this behavior could be due to her hierarchy in her bonded pair with her sister Simba, as Simba is much more of the dominant one in the pair and demands pets from Nala.

In spite of this, I have had a strong bond with Nala almost immediately since we

(Continued on page 4)

Photo: Megan Hilands



Nala loves to sit near us. Here she is below our dining room table.

Contact Gov. Hochul to Keep Rabbits Out of Pet Stores

The Puppy Mill Pipeline bill has been passed by legislators in Albany but still must be signed by Gov. Kathy Hochul before the end of the year.

The legislation passed by the Senate and Assembly would prohibit New York State's pet stores from selling dogs, cats and rabbits. Pet stores would still be allowed to showcase animals available for adoption from shelters, rescue groups and other entities.

The bill must be delivered to Gov. Kathy Hochul by the end of 2022. She then has 10 days to sign it. Once signed, the law will take effect one year later.

We all need to contact Gov. Hochul and ask her to sign this bill into law. Here is the [Governor Contact Form](#).

Please send an email and make a telephone call. If you are so inclined,

(Continued on page 3)

A Rabbit Enjoys 'La Dolce Vita'

Page 6

Does Your Bunny Have Boundaries?

Page 10

Our masthead bunny Adele, at the right, was found on a lawn last winter, with a tilted head. After getting lots of love and exceptional care from the veterinarians and staff at Catnip & Carrots, she thrived and you'd never know she'd ever had head tilt. During her stay at Catnip, Jennifer Saver, DVM, fell in love with her sweet personality. Mary Ann Maier was able to bond Adele to Dr. Saver's rabbit, Sir Henry, pictured with her above. They have officially moved in together, and Adele is patiently waiting for Henry to reciprocate grooming. Masthead design: Mary Ann Maier. Photo: Katie Scarr.

Babybun

(Continued from page 1)

star character, Babybun. To understand how Babybun was found, you have to understand that there is a domestic feral rabbit community at my school. While it is heart-wrenching, I have learned to do what I can. I am known at school as “The Rabbit Lady.” As teacher in charge at lunch, I collect leftover fruit, carrots, etc., to help feed the buns, especially in the winter months. I educate the students on being kind to the buns they see and how pet rabbits should not be released. One of my classes did a campaign to try to get some of the Long Island Rabbit Rescue Group rabbits adopted.

This is the backdrop in which Babybun was born. I note, that I should not have found Babybun. It was a Friday; June 3 to be exact. I normally would never be walking to my car at 4:30 in the afternoon. But this was not a “normal” day. We had a fifth-grade field trip, so I was walking to my car later than usual. As I was passing the playground (yes, at the EXACT moment that I was walking by), the after-school monitor yells into her radio, “I’m bringing the kids in. There’s a baby rabbit out here that’s not going to make it!”That’s me, stopping dead in my tracks, thinking REALLY????!!

The newborn rabbit was in the playground area (an otherwise perfect rabbit nesting ground of comfy wood chips), with the sun beating down and a circle of 6- to 8-year-olds staring down at it. Squirring. Practically yelling, “I want to live!” The aide took the children inside. I, of course, could not leave this precious little one. I waited to see if the mother came back. I looked for a nest in the surrounding area. I went to my car and got a T-shirt, wrapped it up and sat with it for a while. So small. The size of a gerbil. So vulnerable. What were its odds of survival in my hands?

I started making calls. It wasn’t wild, so wildlife rescues would not take it. Domestic organizations had no nursing

mothers, skilled rehabbers, fosterers – we know the story all too well. The advice I repeatedly received was to put it in a box with a heating pad. I took the little one home and put it in a box. What were its odds of survival in my hands?

I admit, I did not think its odds of survival were high. I ran over to a retirement get-together that was a few blocks from my house. At this point, I needed a glass of wine more for myself than to celebrate the retirees!!!! I got home an hour or so later, and the little one was squirming away. The bunny was a fighter. I did a quick Google search on what to feed it. Well, you know what happens when you Google! The common denominator seemed to be kitten replacement milk (KMR). By now, it was late. I ran over to a nearby CVS and got a heating pad. I ran into King Kullen and got a can of KMR. I went to bed thinking, what are its odds of surviving the night?

The next morning, I checked the bunny’s box. Where was it? Squirring!! It had squirmed its way under the T-shirt. It had survived the night! I tried to feed it. Unsuccessful. In desperation, I shot off an email to Catnip & Carrots Veterinary Hospital and went to work at a school event, thinking again, what are its odds of survival in my hands?

Later that day, I get a call from Catnip, while at the event. They had reached out to a wild rabbit rehabber who was willing to talk to me. But, would the little one have survived the day??? With half dread I opened the box at home; again, this little one just would not stop moving, squirming – as if fighting for its life.

At first, the rehabber was hesitant to take in the bunny. She normally rehabbed wild rabbits. She had just attempted to rehab a litter of domestics, and only one survived (Joy Hutchins of LIRRG now owns this little survivor whose name is Marshmallow!). The rehabber was going on vacation. She was afraid I would do a “dump and run.” But finally, she

Photo: Lisa M. Nasoff



Babybun, about 3 weeks old, at home.



Babybun in August, caught after making an escape.

realized, what were the bunny’s odds of survival in my hands?

I felt a sense of relief. I had done everything I could for this little one. I knew its chances of survival were very low. But if it had to pass over the Rainbow Bridge, it would do so surrounded by love, and humans who tried.

The rehabber, aka angel, aka miracle worker, texted me nearly daily. This little one was a fighter, and the rehabber had a good feeling. It ate with the energy of a rabbit 10 times its size. It started to look like a rabbit. Little whiskers. Its eyes opened. Teeth. Little ears. Still squirming. Its odds of survival were increasing.

Now my stress turned from, is this little one going to make it, to what happens if it does? I would have to bottle-feed it eventually. How would I foster it – I have very limited space and a bun of my own? My cat may think it’s a mouse! What if it never gets adopted? Yes, I

(Continued on page 3)

Babybun

(Continued from page 2)

have a way of putting the carriage before the horse.


After two weeks, Babybun came home to me, foster mommy. The first feeding took an hour and a half to get down 15cc of formula. But it got easier. It was admittedly stressful; feedings twice a day at specified times. What if I was late? What if I fed it the wrong way and it asphyxiated? How do I know when to wean it? Am I feeding it too much? Too little? Will I screw up its odds of survival?

Now known as Babybun, it outgrew its first carrier, then its second. Too small for any kind of dog crate or pens, Krystin Koerner donated a setup with an attachable exercise pen. It is now getting close to outgrowing that (and the space in my bedroom!!).

This has been a journey, and it was one that all of the LIRRG volunteers have helped make a bit easier. LIRRG is truly a village. Being a foster mom has helped me to truly understand the need for fosterers, and the overwhelming task that LIRRG has undertaken with limited resources and volunteers. So please volunteer!

But it has also shown me what a community LIRRG is. There is Denise Bertolotti,

Photo: Lisa M. Nasoff



Just chilling after zooming.

who has acted as a soundboard and therapist on more than one occasion. Krystin, who in addition to donating Babybun's setup, has responded to numerous questions of mine.

And then there was the beginning of July, and I had a family emergency that required me to be out of town. Babybun was still bottle feeding. I needed someone to take it. I reached out to the group, and the responses truly lifted me up at a very difficult time. Thank you to all who responded, and to Bridget Tambini and her family who not only took Babybun for a week, but had to begin the weaning process. Then there is Theresa McCarthy and her family, who donated a 9-pound box of alfalfa. As for Babybun.....You may have noticed I refer to Babybun as "it." While I think

the bunny is a female, I hope to have a more expert opinion in the near future. Babybun, who is now nearly 3 months old, is a feisty, fearless, happy rabbit, who loves to eat, binky and taunt the cat (from the other side of the pen!). Having been hand-raised, it loves cuddles, head pats and being held. Babybun is smart, and a little self-directed, rearranging the pen to its liking, and managing to escape three times (granted, it is a low pen, but thanks to the LIRRG Village, I found a solution). Once spayed/neutered, Babybun will be available for adoption. As much as I love this bun, and would love to be a foster-fail, I just do not have the space, and it would be unfair to keep a bun so full of life confined to a small space.

Babybun's story is that of an innocent creature whose will to live overcame the odds against it. With love, kindness and support, Babybun survived what might otherwise have been a very dark future. We all have the ability to be loving, kind and supportive; by doing so, you never know whom you might help to bring out from the brink of darkness. I thank you all for helping me find some light.

Update: Babybun is a girl, and she is now named Tara!

Contact Gov. Hochul

(Continued from page 1)

send her an old-fashioned note in the mail. Be sure to reference the legislation, S.1130 and A.4283.

The need for this legislation is enormous. Rabbit Rescue & Rehab constantly receives individual relinquishment requests for rabbits, a number that excludes all large-scale surrenders, hoarding cases, and over-reproduction situations that may involve 100+ rabbits in each scenario.

A significant number of these surrender requests come from people who purchased a rabbit from a pet store on impulse, received a rabbit purchased from a pet store as a gift, or were given incorrect information (or no information) about rabbits from a pet store and only later learned that they were not prepared for the commitment or the expense. Upon learning about the special diet and care needs, cost, and commitment involved in rabbit care, many chose to abandon their rabbits or relinquish them to a

shelter rather than stepping up to provide the correct home and care for the rabbit that they purchased.

Should Gov. Hochul sign the bill, New York will be only the fifth state in the country with such a ban. That is a very low number. The pet-store lobby is large and they have financial resources. We need to beat them by fighting hard for rabbits and the other affected animals.

Bonding

(Continued from page 1)

brought her home. She is a spirited little bun who loves to explore and will often seek us out if we are in a different room. She has even given me what I am told is a very high bunny compliment and tried to groom my hair! Here are some of the ways I've maintained my bond with Nala despite her being a little less than cuddly.

Meet Her Where She Is

Many bunny parents already know the vast majority of rabbits do not enjoy being picked up recreationally like cats and dogs do. And just like constantly lifting your bunny is not going to make her like or trust you, neither will trying to touch or pet her all the time if she doesn't don't like it. Even after living with me for years, Nala will only "accept" head pets about 50% of the time. When she seems annoyed at my touch – yes even with gentle pets just above the nose – I will respect her wishes and instead sit in her vicinity so we can still enjoy each other's company. When I do this, she is often relaxed and appreciative, displaying happy bunny body language like gentle tooth grinding and flopping out her legs.

Have Strategies for Grooming

One of the more challenging parts of living with a bunny who does not love to be touched all the time is keeping her fur neat and tidy. I know even cuddly buns who do not love being combed and brushed. It's doubly challenging for a bun who doesn't love pets either.

My strategy for grooming Nala is best described as a compromise. When she is relaxed – especially while eating hay – I will run damp hands over her coat to pick up loose strands, then roll them together to clump the fur. I also will gently pull out pieces of fur that are ready to molt. Usually she doesn't mind as long as I go slow and don't try too much at a time. If she gets up from her

Photos: Megan Hillands



Nala enjoys boxes quite a bit.

position and hops away, I know I've done too much for the day.

Find Other Ways to Engage With Her

Bonding with a bunny who isn't very cuddly sometimes requires you to get a bit creative. But chances are there is something every bunny will really love to do, whether it's to play with a specific toy, burrow in a special dig box, or even just sit near you.

Fortunately for me, Nala – like many buns – really loves to chew and dig in boxes. I like to find a couple of thick ones she won't destroy immediately and put them near a place where I like to read or watch TV. This way we can both enjoy rest and recreation near each other. She also really loves any kind of toy that gets her to think – toys with hidden treats will keep her entertained for hours while I'm close by. And after enough play sessions, Nala has started to associate me with good, happy things. She now enjoys sitting near me even when there aren't toys involved. She'll even come to my workspace to keep me company.

These are some things that have worked to strengthen my relationship with Nala,

but ultimately every bun is different and you have to experiment a bit to see what works best for you. With enough time and patience, I've found almost every bun will warm up to a caring human but they might do it in their own way.



Nala is a very curious bunny and needs to inspect everything, including the treadmill! (Don't worry, though – she is always supervised when allowed to free roam and is never allowed near exercise equipment when it is being used.)

Don't Be Caught Off Guard When the Unexpected Happens

By Robert Kulka

We all know that inviting a rabbit to take over our home involves a lot of preparation. Have you done your research about the needs of a rabbit? Do you have rabbit-proofing in place? Do you have the appropriate setup for bedding, pens, toys and exercise? Is the space cool enough for the bunny to be comfortable? We also know that we need to have plenty of hay in place for all-day eating. Being prepared also means you have all the first-aid and bunny-care items in place for grooming or emergency care. We also need to find and get established with a rabbit-savvy vet for anything we may need down the road. By the way, along with having a vet, make sure you are clear on whether your bunny has been spayed or neutered.

That is a lot to have in place before your bunny comes home, and for the early needs while the two of you get accustomed to one another. Once you have made the preparations all that is left is to enjoy each other's company and make sure you understand the expectations of your rabbit. It may take a bit to develop some trust and eventual patterns (don't get too accustomed to patterns as rabbits are notorious for changing things up and finding new fixations).

All of that is great. And you have done a great job. So far anyway. So far because there are some other things to think about even after your initial preparation work. They are the things we may not think about or maybe don't want to think about. You will want to make sure that you have everything in place should the unexpected happen. It is important to plan for the unexpected.

We all know that life has a funny way of disrupting our plans. By that I mean those events or unfortunate circumstances that will have a direct impact on your bunny buddy. Those may be as simple as an overnight business trip, a vacation,

or being called upon to care for someone out of town. Let's face it, we all know these are unusual times, and nothing is guaranteed. If you are not able to care for the rabbit, what then?

Having things thought out for all possibilities can help to minimize stress for the both of you. You may want to sit down and make a list of those unexpected events. Having a list will help to make sure everything is in place should others need to help you out with caring for the rabbit. Keep that list where others can find it should you not be there to explain. This will also ensure you don't forget something should you be rushing around.

Photos: Robert Kulka



This little guy can flop on a dime, which might catch people off guard if they didn't know.

So here are just a few things you might consider when collecting information and putting plans in place. Most important is to have a list of contacts. There may need to be alternate ways to find you. Or what to do if you can't be contacted. The information and location of your vet. Who to contact as backup in an emergency. Do you have someone who is knowledgeable in the care of rabbits? Any special needs related to diet, medication, hay or grooming? Where is everything located (hay and pellets, medication, the

rabbit's carrier)? What does the bunny typically eat in a day and what are his/her favorite greens or pellets? Will the rabbit be cared for in a place for short durations and, if not, does the person caring for the rabbit understand the concept of bunny proofing?

You will want to make notes on the personality of your rabbit and any special behaviors and habits. Does he like to be brushed or petted? If so, how? Is he immediately friendly and curious or does he need space and time to adjust to and trust others? Make sure the person caring for your rabbit knows what might stress your rabbit. In a time of change or upheaval the bunny will already be on high alert. You may want to have some basic rabbit-care information available for reference along with your specific notes.

Rabbits have unique personality traits that are important to note. They also have things in common with each other, and the caregiver should be knowledgeable in what to watch for in eating, drinking, peeing and pooping (yes, pooping). You should also be mindful of the fact that not everyone understands the concept of the cecals and what it means to the rabbit. Has your rabbit's potential guardian been around your bunny from time to time? This allows for them both to be more comfortable with one another.

Undoubtedly you will have other things to list that are specific to you and your bunny. You may find things change from time to time, so make sure the information you provide is updated. The more thorough and thought-out this preparation, the better it is for both of you. It can alleviate some anxiety you may have. Being conscientious about this lets you relax a bit and get back to enjoying the wonderful things about your rabbit. After all, everything we do is about being a part of your bunny's world and the joy that comes with that bond.

How Do I Protect My Rabbit Against Myxomatosis?

By Margo DeMello,
House Rabbit Society

Myxomatosis is a deadly virus. Wild rabbits can carry myxomatosis, but do not become sick. Myxomatosis is fatal to domestic (pet) rabbits with a 99% mortality rate, and there is no treatment and no vaccine in the U.S.

Symptoms include swollen eyelids, lips and genitals, a high fever and lethargy. The disease progresses to difficulty breathing, and death, within two weeks.

The disease spreads when mosquitoes, fleas, black flies or fur mites bite a wild rabbit with myxomatosis and then bite a domestic rabbit. Myxomatosis can also be spread by direct contact between infected rabbits, or indirect contact through handling a sick rabbit, then handling a healthy rabbit.

Myxomatosis is endemic to many areas of the West Coast, but it is important for all rabbit owners to know basic facts about symptoms and prevention.

To protect your rabbits, house them indoors with window screens. Because myxomatosis is just one of many concerns facing rabbits who live outdoors, House Rabbit Society recommends indoor homes for rabbits as the primary preventative, along with screens on doors and windows.

For rabbits who must live or spend some of their time outside, protection against mosquitoes is the next best bet, protecting the rabbit's play area with mosquito netting or some other barrier.

(Continued on page 7)

Learning to Say Rabbit, in Italian, and Celebrating 'La Dolce Vita'

By Samantha Rowan

During the pandemic, I started taking Italian classes, and one of the first words I learned was, of course, rabbit.

Like many rabbit people, my rabbit Lenny is never far from my mind. Literally everyone I know asks about Lenny and what he's up to. This includes my Italian teacher, who found out about Lenny on our first day of class.

"I just had to agree that Lenny is sweet, grey and white."

Taking a language class as an adult is very similar to taking it in high school, and my first class in Italian was very similar to my first classes in French and Spanish. My teacher covered the basics, which included the question of pets. One of the first things I learned to say was *il mio coniglio*, which means "my rabbit."

I learned several other words to describe Lenny that day, including *piccolo* (small), *bianco* (white), *grigio* (grey), *dolce* (sweet), *amabile* (loving) and *cattivo* (naughty).



Il mio coniglio has been helping me with my Italian lessons.

My teacher is a pet person and also asked to meet Lenny so I obliged by bringing my laptop down so they could meet over Zoom.

Lenny seems to know when he's on camera and he looked at my teacher with the sweetest expression as she cooed at him in Italian. He looked so innocent that she couldn't believe he was ever naughty! At that point, I wasn't able to refute this because I only knew about ten words and most of them at that point described Lenny's attributes or the color of his fur.

I didn't have the words to explain, for example, why we have to keep the chairs tightly tucked in at all times – if we

don't, Lenny will climb onto the table and jump onto a window sill! I just had to agree that he is sweet, grey and white.

We talk about Lenny every week in class – how he is doing, how his yearly checkup went, what he's been up to and how I think he's working on a long-term research project under the couch. It's definitely expanded my vocabulary to describe some of his antics, figuring out how to say things like, "Lenny only sleeps in what seem to be the most uncomfortable positions," or "Lenny doesn't like it when I sit in his place on the couch," or "I dropped a potato chip on the floor and had to jump on it before Lenny did."

Il mio coniglio has made many guest appearances in class, all with that sweet, slightly bemused expression he gets when I bring my laptop down to the floor. And no matter what he's done during the week or what he's gotten into, my teacher refuses to believe he's anything but sweet and nice.

One day she observed something that is very true about Lenny. He may have lived on the streets for a while before he was rescued, but he's definitely living *la dolce vita* now!

Deadly Rabbit Virus Spreads in U.S.

By House Rabbit Society

New cases of the deadly RHDV2 virus have been reported over the past few months.

RHDV2 is the first of the rabbit hemorrhagic disease virus strains to affect both domestic and North American wild rabbit and hare species. The virus has an extremely high death rate and a very short incubation period.

In mid-July, the Kansas Department of Agriculture confirmed detection of RHDV2 in a domestic rabbit from Leavenworth County. This is the first confirmed detection of RHDV2 in Kansas.

Also in July, the California Department of Food & Agriculture announced that RHDV2 was confirmed in domestic rabbits in Los Angeles County on June 30. Other recent detections in domestic rabbits were in Riverside, San Luis Obispo and Mendocino counties in June. RHDV2 detections also were made in wild rabbits from Riverside, San Diego, San Luis Obispo, and Stanislaus counties during June.

At the end of July, there were also new RHDV2 confirmations in Washington state and in Oregon, both in domestic rabbits. The Oregon Department of

Agriculture announced RHDV2 was confirmed in several domestic rabbits living in Multnomah County. The case in Washington is in Thurston County.

In August, cases were reported in domestic rabbits in Pennsylvania, Wisconsin, Iowa and Minnesota.

Symptoms of the virus in domesticated rabbits can include loss of appetite, lethargy, high fever, difficulty breathing, seizures, jaundice, and bleeding from the nose, mouth or rectum.

As many as 70% to 100% of rabbits exposed to the virus will die within 48 hours to 10 days after exposure. Rabbits who survive are carriers and can infect other rabbits for at least 42 days or longer as they continue to shed the virus.

Rabbit hemorrhagic disease was first identified in China in 1984. There have since been confirmed cases in 40 countries. Beginning in 2020, it was detected in wild and domesticated lagomorphs in the U.S. and Mexico. The new strain, RHDV2, emerged in France in 2010, and quickly spread to other countries, where it became the dominant strain.

The most important thing you can do to help protect your rabbits from RHDV is to get them vaccinated. Remember, too, that RHDV2 can be carried into your home by insects or on your shoes. Indoor rabbits that do not go outside also have been infected, so the vaccine is crucial if the disease is in your area.

The Medgene RHDV2 vaccine is safe and effective. So far, Medgene safety testing studies report only rare instances of swelling at the injection site that resolve within 48 hours. Other possible side effects are a temporary slight fever and/or lethargy for a couple days. Notably, the Medgene vaccine is a recombinant vaccine, which means it doesn't need rabbits to make it. Those who love rabbits can breathe easier knowing Medgene's vaccine is available to protect our rabbits from this terrible, deadly virus.

To learn more about the Medgene vaccine and to find a link to a database of vets offering the vaccine, visit our [RHDV resource center](#).

See pages 8 and 9 for more information from House Rabbit Society.

Myxomatosis

(Continued from page 6)

The virus was introduced into Australia in 1950 to reduce the population of wild rabbits. It got out of control and affected domestic rabbits and spread into other countries.

Millions of rabbits have died from it. In the U.S. there have been an increasing number of cases over the years, especially in the San Francisco Bay region.

Myxo is diagnosed by observing the symptoms and biopsies of the lesions. In many cases the diagnosis is made post-mortem, because of the sudden death.

If you think your rabbit might have the disease, visit your vet immediately, and separate the rabbit from any other rabbits in your home. Your vet can determine whether the condition is instead rabbit syphilis, an upper respiratory infection or an eye infection, all of which are treatable.

Photo: Hilary Stern



Photo: Hilary Stern



Photo: House Rabbit Society





RABBITS & RHDV2

- WHAT YOU NEED TO KNOW -

Rabbit Hemorrhagic Disease Virus Type-2 (RHDV2) is a highly contagious and deadly disease caused by a calicivirus that affects both wild and domestic rabbits. It's not contagious to people or other animals. It causes deaths in wild rabbits and hares native to North America and has been spreading throughout the United States, Mexico, and Canada since March 2020.

The virus is shed in urine, feces, and secretions from eyes, nose, and mouth, and remains present in fur and internal organs and tissues for long periods of time. The virus infects rabbits through the mucous membranes of their eyes, noses, and mouths. Infected rabbits and insects typically transmit the virus. While RHDV2 only affects rabbits, the disease can be transmitted by people or animals through contact with contaminated objects, animals, insects, or feces. Even if your rabbit is kept inside, they are still at risk of becoming infected with RHDV2.

The virus causes death within 3-5 days of exposure, often with no symptoms. A sudden rabbit death is suspicious and should be reported to your local and/or state veterinarian as a possible RHDV2 case. Report sightings of infected and/or dead wild rabbits to your state's wildlife officials; do not touch them.

PROTECTING YOUR RABBIT FROM RHDV2

- ▶ Get your rabbit vaccinated, where available. Vaccinating your rabbit is the most important thing you can do to protect your rabbit from the virus. (see reverse)
- ▶ Wash your hands thoroughly before and after handling rabbits.
- ▶ After contact with other rabbits, change your clothes and wash them.
- ▶ Leave shoes outside your home.
- ▶ Keep your rabbit indoors, with no outdoor playtime and no playtime with other rabbits from outside your home, unless they're vaccinated.
- ▶ Keep mosquitos and flies out of your home with window and door screens.
- ▶ Know your sources of hay, feed, and greens, and avoid if located in areas where RHDV2 is spreading among wild rabbits who may be carrying the virus.
- ▶ Quarantine any new rabbit for at least 14 days.
- ▶ Multi-pet households should take additional precautions to protect their rabbit, as the virus can be spread to a healthy, indoor-only rabbit by cats and dogs who go outside. (see reverse)
- ▶ Disinfect objects that may be contaminated. Visit rabbit.org/rhdv for a list of disinfectants that are effective against the virus.
- ▶ Use a monthly flea treatment for rabbits, cats, and dogs. Advantage II and Revolution are safe to use on rabbits. Never use Frontline. Visit rabbit.org/faq-grooming to learn more.



HOUSE RABBIT SOCIETY | FOUNDED IN 1988 | RABBIT.ORG/RHDV

GETTING YOUR RABBIT VACCINATED

Regular vaccination is required for continuous protection against RHDV2. Vaccination is low risk and is effective for the vast majority of rabbits. A small number of rabbits may become infected with the virus without showing symptoms at all; this is called an "asymptomatic infection." Another very small group of vaccinated rabbits may develop mild symptoms and recover. This means biosecurity measures should still be implemented depending on your region and vaccination status of your rabbits.

Currently, a vaccine that protects against RHDV2 is available in most states in the United States. Medgene Labs manufactures this vaccine and supplies veterinarians in states where the vaccine has been approved for distribution. The vaccine has been given emergency use authorization and needs to be given annually in order to maintain protection against the virus, with a 30-day booster when administered the first time. Contact your veterinarian about the vaccine's availability and visit rabbit.org/faq-for-medgenes-rhdv2-vaccine for more information.

MULTI-PET HOUSEHOLDS

Those who live with non-rabbit companion animals may need to take additional biosecurity measures to protect their rabbits from RHDV2, as pets who roam outdoors and are then allowed inside may transmit the virus to your companion rabbit.

We recommend using a monthly flea treatment for rabbits, cats, and dogs, especially in regions where RHDV2 affects wild and feral rabbits. Advantage II and Revolution flea and tick treatments are safe for use in rabbits. **Never use Frontline on a rabbit.** Keep all household pets away from all wild, feral, and unfamiliar rabbits — for example, do not feed cats or dogs rabbit meat — the meat could harbor RHDV2 and could be spread to your rabbit when your cat or dog licks your rabbit or drinks from their water bowl. We recommend keeping cats and dogs indoors whenever possible to reduce the risk that they could bring RHDV2 into your home. Leashing dogs during walks can also reduce the risk that the dog comes into contact with wild or feral rabbits. You might also consider washing your dog's feet or training them to wear booties outdoors. Keeping your rabbit's play and living spaces separate from your dogs and/or cats may also reduce the chance the rabbit comes into contact with virus tracked into your house from outside.

LEARN MORE ABOUT RHDV2

House Rabbit Society continually updates rabbit.org/rhdv with the best information about RHDV2 and protecting your rabbit from this deadly disease. Subscribe to our newsletter at rabbit.org/signup to ensure that you receive timely alerts about RHDV2.



HOUSE RABBIT SOCIETY | FOUNDED IN 1988 | RABBIT.ORG/RHDV

Does Your Rabbit Have Any Boundaries? By Long Island Rabbit Rescue Group

Friends of LIRRG is a Facebook community of over 1,000 rabbit owners and rescue volunteers who live on Long Island. We asked our Friends, “What are your rabbit’s boundaries?” Here’s what they had to say.

“**Vera and Moe** have no boundaries!”
– Katie S.



Vera and Moe.

“**Peanut** does not like to be touched. He also will only walk on carpet or furniture.”
– Denise B.



Peanut.

“**Bennett** is much more comfortable being petted and loved on while he’s in the safety of his pen, even if the door is open. He just feels more secure there and that’s totally fine!” – Carolyn S.

“**Thatcher** does not like when your legs block his zoomies path. He will ram you.” – Allison A.

“**Glen** has no boundaries. Luna, however, will head-butt you and nip you if you get in her way!” – Jessica D.

“**Pat** likes to be close, but not too close. Unless you have something tasty; then he’ll be all up in your face.” – Jessica P.


“**Odin** has his schedule down pat and if I deviate from it even a little he lets me know he’s not happy. This happens almost every night with his bedtime treat. The Potato likes his treat while we are still in the living room so if he hasn’t received it by 9:45 p.m., he starts his protests. Until he gets his bedtime treat, he thumps incredibly loud and redecorates the pen. Once he starts thumping, the big boys start and it sounds like the Jets and the Sharks riffing it out in an alley. He’s a little con bunny sometimes, too. He knows that this works and so some nights we will be in bed falling asleep and then the thumps start. Those nights Odin and his siblings get two bedtime treats. My photo shows him looking cute like a



Bennett.



Thatcher.



Pat.



Odin.



Noah.

(Continued on page 11)

Tulip Is the Queen Boss of Our House

By Lauren Kahl

We got Tulip as an emotional support animal for my then-15-year-old. I felt a pet would help his mood.

We were honestly originally trying for a cat but the landlord wouldn't allow it. On the advice of a friend, we opted for a rabbit and seeing the bond and just how much love a bunny gives, I know it was the best choice: the way she will only chin him, knows when he needs her and brightens his mood with just a chin and a binky.

I never knew just how special a pet bun could be but am so happy to be on this journey with our girl, who really is the Queen boss of this house (and I wouldn't have it any other way).

Photo: Lauren Kahl



Tulip.

Boundaries

(Continued from page 10)

teddy bear missing his button eye. Oh, they definitely have me “wrapped around their little fingers” and I couldn't be happier.” – Lauren R.

“**Noah** has no boundaries. If a fence is blocking his desired path, he will try every possible way to move it. If a human obstacle exists, Noah will just stand on your feet, hop over, or sneak past. He loves all human contact, anytime and anywhere.” – Shari Z.

“**Olaf** has no boundaries! (Hmmm this seems to be a common theme here.) He sprawls himself out on the sofa, not leaving much room for anyone else to sit.” – Aviva R.



Olaf.



Stella and Dickens.

“**Stella and Dickens**’ boundaries are a labyrinth of metal X-pens surrounding the couch, which are not respected whatsoever!” – Lacey V.

These Rabbits Are Available for Adoption From Long Island Rabbit Rescue Group

Long Island Rabbit Rescue Group has many rabbits available for adoption. Here are a few of the wonderful bunnies looking for homes. For more information about adoptions, please contact LIRRG at this email address: information@longislandrabbitrescue.org



Morus.

Morus

Morus is one of our nine Botanical Babies born on March 23, but he's the ONLY one with a partial hairless gene! While he was born mostly bald, some fur has started to grow in as he has gotten older. Yes, he has adorable bald spots. He's the first hairless bun in LIRRG history.

Morus, like all of his siblings, is vibrant and very playful. He likes to run and jump. He is looking for a forever home to match his bold, fun-loving energy.

Mary

Mary was rescued from a field, sick and emaciated. She was cared for and treated at Southampton Animal Shelter until a volunteer brought her home for some TLC. This gorgeous girl can be a bit possessive of what she deems as "hers" but is a sweet girl who has been responsive



Mary.

to the love and care her foster mom has given. Initially, this pretty girl may be fearful, but once she realizes that you are not going to hurt her, she loves pets and attention.

Leonardo

Leonard is a happy, sweet, well-adjusted boy who is already communicating his wants and needs with his foster mom! What a remarkable little man. When he's had enough head pats, he gingerly pushes her hand away to let her know he's done. And now he's begun to gently nip at his foster mom's feet while she is at her desk to ask for "foot" pets. Once he gets them he melts down into a puddle of softness. Between his flops and binkies, he has also certainly communicated how happy he is in his indoor, safe life. Couldn't your life use the upbeat energy of a Leonardo, the little "puppy" bunny who is ready to interact with you?



Leonardo.

We Are Looking for Loving Homes:

These Rabbits Are in Foster Care With Rabbit Rescue & Rehab



Skye.

Skye

Skye is a 3.5-pound Himalayan rabbit and mom to the litter of “colorful” babies (Pink, Green, Blue, Purple and Orange) who all look just like her. Skye was found alone, tragically dumped in Central Park in terrifyingly poor condition, clearly having been horribly mistreated for quite some time even before she was abandoned outside. A passerby thankfully saw Skye outside and, wanting to help this poor bunny, brought her back to his home. Once there, she surprised him with a litter of babies. When we first saw Skye shortly after she had given birth, every bone in her small, frail body was visible and all movement was taxing for her in her emaciated state. Still, Skye was a wonderful mother to her babies and slowly but surely, she gained weight and became stronger. Today, Skye is completely healthy and enjoying some well-deserved free time now that her babies are grown up and off on their own adventures. Skye is looking for a quiet, calm human companion to match her sweet but reserved energy.

She is a gentle soul who will form a close bond with her family and enjoy receiving affection, provided she is given the opportunity to approach first. Skye



Indigo.

has a particular affinity for her Oxbow woven grass toys and is content to stretch out and fall into a deep sleep for afternoon naps. If you are interested in adopting Skye, please email nyc.metro.rabbits@gmail.com.

Indigo

Indigo’s puppy-like playfulness is as endearing as his ears are enormous! Indigo arrived at ACC showing signs of terrible neglect. When we pulled him from the shelter, the veterinary treatment he was receiving had already filled an 8-plus-page-long medical record in that short time. He was facing an abscess, severe sore hocks, skin conditions, parasites and more. Today, Indigo has settled in beautifully and gained a whole 3 pounds since he first arrived at the shelter (currently tipping the scales at a magnificent 9.5 pounds!). Now living on cushy, appropriate floor material, Indigo’s once infected and painful hocks are growing in nice new fur to protect his wonderfully giant feet. Indigo has been neutered and is living in foster care. He hopes to soon meet his forever family who will enjoy playtime and cuddle time as much as he does! If you are interested in adopting Indigo, please email nyc.metro.rabbits@gmail.com.



Ruby.

Ruby

After being brought in as a stray, this young NZW was cleverly named Rabbit Deniro during her stay at ACC, but this true gem of a bunny deserved a more fitting name. So we introduce you to Ruby, an incredibly beautiful, curious, friendly and affectionate large female rabbit. She is a magnificent companion, always interested in what her foster humans are doing and taking breaks between her binky sessions to sit beside them. Ruby deserves a forever home where she will receive lots of attention, time and space to exercise. Ruby is spayed and living in foster care. To inquire about adopting Ruby, please email nyc.metro.rabbits@gmail.com.

Blue and Purple

Blue and Purple are a young brother/sister pair of 3.5-pound Himalayan rabbits. Blue is the more outgoing of the two, and enjoys being wherever his people are at all times. He loves having his cheeks rubbed and will happily melt into the floor for long petting sessions. Purple is shyer than her brother, but is never far behind Blue and enjoys occasional head pets from quiet, gentle

(Continued on page 14)

RRR Rabbits in Foster Care

(Continued from page 13)

people whom she trusts to respect her boundaries. Blue and Purple are a wonderful pair who are very affectionate with each other and spend a lot of their down time closely snuggled up together or grooming one another. Blue and Purple are neutered/spayed and living in foster care. To inquire about adopting Blue and Purple, please email nyc.metro.rabbits@gmail.com.

Carmela

Carmela is a young medium-sized Rex rabbit. Her beautiful coat is mostly white with tan and black spots. She is a sweet rabbit who loves to have her soft nose petted. She also likes to explore her house, but her favorite thing is to relax with a nice soft blanket. Carmela is shy



Purple and Blue.



Carmela.

and would likely do best in an adult-only home. She would also likely make a good partner for another rabbit. She has been spayed and is in foster care. For

more information and/or to arrange a meeting with Carmela, please email nyc.metro.rabbits@gmail.com.

In celebration of the ruby

Did you know that ruby-eyed bunnies (a.k.a. albinos or New Zealand Whites) are some of the most intelligent and affectionate pets around? However, because some folks don't like the color of their eyes, these poor bunnies sit for months or even years in shelters, unadopted and unloved. Take a minute and read what experienced "ruby lovers" have to say about these oft-overlooked treasures!

Treat yourself to a real gem: Adopt a ruby-eyed bunny!
www.rabbit.org

"He's like a Golden Retriever in a white bunny suit!" —AC

"I'm blessed to be owned by her!" —NK

"Every white, red-eyed bunny I've ever met has been a doll!" —CF

"Big, white, uber bunnies have the best sense of humor—they make their own jokes and laugh with their whole bodies!" —DK

"I love his larger-than-life personality!" —LJF

"I will always have a New Zealand White in my family!" —EM

"I love that she knows her name and reacts to me when I call her!" —JF

"I wish I could rescue them all!" —BI

"Forget the others, he seemed to say at the shelter, 'I am your bunny!'" —NC

"Everyone who meets him is amazed at how sociable he is!" —B

"Her huge spirit shines like light through her ruby eyes!" —CP



"Red eyes used to spook me, but now they seem more expressive than any other color!" —DS

"She demands affection and kisses me when I lie down to accommodate her!" —LS

"He waits for me at the door like my dog used to!" —MN

"To me, those eyes are gems, just like my Booboo is!" —JB

"I used to think they all looked the same, but now each looks so distinct!" —LS

"The bigger they are, the harder you fall—in love with them, that is!" —KL

"They are so loving and really seem most appreciative of having a home with us!" —LK




© Mary Ann Blair and Mary E. Oltor, 2013

(Check Petfinder for Updated Listings;
Some Rabbits Have Found Homes!)

**These Rabbits Are Available
At Manhattan Animal Care Center (NYC ACC)**



Maria.



Rosa.



Ribbon.



Robin.



Oreo.



Heartwood.



Penny.



Petunia Jr.

(Continued on page 16)

ADOPTIONS

Rabbits at Manhattan ACC

(Continued from page 15)



Freckles.



Luna.



Ronnie.



Connie.



Hopson.



Kenzo.



George.



Roger.



Virginia.

ADOPTIONS

**These Rabbits Are Available
At Brooklyn Animal Care Center (NYC ACC)**



14 Karrot Gold.



Buni.



Bugs.



Slippy.



Sherlock Holmes.



Sweeney Todd.

(Continued on page 18)

Rabbits at Brooklyn NYC ACC

(Continued from page 17)




Toki.



Larry Croft.



Bugs Bunny.



Oidos.

Forever Homes Found!

We are happy to report that Peanut Butter, Buddy, Admiral Claude Vaughn Johnson, Astor, Meryl and Kirby, Miko, Marble, Fuzzball, Truffles, Sienna, Prince Charming, Cinna, Gwen, Brynn, Andrena, Bebe, Snuffleupagus, Monterey, Vito, Raoul, Adele, Socks, Zara, Sheldon, Gander, Mr. Moostache and Ash, Fluffs, Vanilla and Tiger Eye were adopted since the last newsletter. Congratulations!

Bathing a Rabbit's Messy Bottom

By Dana Krempels, Ph.D.

*University of Miami Biology Department
House Rabbit Society of Miami*

If your rabbit has a messy bottom due to either runny stool or urine leakage, the most important thing to do is to determine the source of the problem, starting with a full exam by your rabbit-experienced veterinarian (<http://rabbit.org/>). This should include a full dental examination (including molars), as well as blood chemistry and blood cell counts. This can reveal undetected health problems that are manifesting as gastrointestinal or urinary tract signs. Treating these will be the ultimate way to solve the messy bottom problem.

Consideration of your bunny's physical and emotional well-being during a bath are of utmost importance. Whenever you handle your bunny, it's important to be firm, gentle and *ready to release the bunny safely at ground level if she starts to struggle*. One unexpected kick can subluxate or even fracture the spine if the bunny is not being held correctly. Believe it or not, a bunny's stress at being restrained against her will can actually kill. Never force your bunny to submit to any procedure if she is unduly upset by it.

That said, a messy bottom is both uncomfortable and unsanitary, inviting worse problems such as skin scalding and even fly strike. Relieving this problem while your vet does the detective work to find out the root of the problem will keep your bunny comfortable. One way is with a careful, gentle "butt bath" to keep caustic bodily fluids away from the skin. There are two methods one can safely use to clean a messy bunny bum: Dry or Wet.

Dry Bath

If the mess on the bunny's bottom is dry, this method is preferable, as a wet bath can be stressful. You'll need a cornstarch-

based baby powder (see item #1 below), a secure countertop with a traction mat, a hand-held vacuum cleaner and a fine-toothed flea comb.

1. Purchase baby cornstarch powder (scented or unscented) from your local supermarket or drug store (baby supplies section).

DO NOT use powder that contains talc, which is a respiratory irritant and may even be carcinogenic.

DO NOT use commercial flea powders or other pesticides on your bunny. Use only baby-safe cornstarch powder for best, safest results.

2. Place bunny in a comfortable, belly-up position so that the soiled parts are easily visible and accessible. Be sure bunny's back is cushioned and that the back and neck are well supported to prevent any injury from a swift kick. Talk soothingly to let bunny know all is safe. If bunny struggles, never force him/her to stay in this position! Avoid stress or injury, above all. Let bunny get up, and then calmly and gently try again.

3. Apply cornstarch powder liberally to the soiled areas, and gently work the powder around dried poops, into the fur, and down to the skin. (If you have someone available to help, have that person use a hand-held vacuum to suck up the floating powder, so that neither you nor bunny inhales much of it. Even cornstarch can be a respiratory irritant, and the less inhaled, the better.

4. Work the powder around any stubborn clumps of debris gently. As the powder coats the mess, it should release from the fur and slide away easily.

5. If necessary, use a fine-toothed flea comb to *gently* tease dried poop or other debris out of the fur. Don't pull too hard, as a bunny's delicate skin can tear surprisingly easily.

6. Pat the powdered areas well to remove loose powder. Use that hand-held



Photo: Merry Ann Meier

This rabbit needed a wet butt bath.

vacuum to remove floating powder from the air around the bunny.

With this technique, bunny should be clean and dry in just a few minutes. Rabbits generally don't seem to mind a dry bath, and most will lie quietly as the soothing powder takes away the sting of urine burn.

Wet Bath

If your bunny's bum is very messy, wet and smelly, it may be necessary to administer a wet bath. You'll need a suitable shampoo (see item #1 below), a clean bathroom sink, a large, soft, absorbent towel (maybe two, if your bunny is very furry), a blow dryer (preferably one with a stand so you can point it where you wish, and then use both hands to dry the bunny), a secure countertop with traction for drying, and a suitable emollient ointment or cream (see item #12 below).

1. Use a hypoallergenic, nonmedicated shampoo. Most popular shampoos for humans—including baby shampoos—are not recommended for use on rabbits, as they can contain harsh ingredients that can dry out or irritate delicate rabbit skin. Pet shampoos containing pyrethrins and other "herbal" or "natural" insect-

(Continued on page 20)

Messy Bottom

(Continued from page 19)

killing ingredients are not recommended, either. Plants make toxic compounds to kill their herbivore pests, and just because something is “herbal” or “all natural” doesn’t mean it’s safe for a bunny! Organic, environmentally friendly (and cruelty-free) products with emollients to soothe the skin (but with as few unnecessary additives as possible) are ideal.

2. Fill a clean bathroom sink to about 2.5-inch depth with slightly warm water (about 90 degrees F).

3. Add about a tablespoon of shampoo to the bath water, and mix well.

4. Keep one arm wrapped around the bunny, under the bunny’s elbows, and bunny’s head and shoulders against your chest, with your other hand supporting the bunny’s rear end. As always, be firm and gentle so that bunny can’t jump and be injured. Bend over toward the sink and lower bunny’s back end into the warm bath. When bunny’s feet touch the bottom of the sink, you can release the hand holding her bum and use it for washing. (But always be ready for that unexpected jump!)

5. Gently lave the solution onto the soiled areas to remove the mess. There is no need to go beyond the soiled areas: it is not advisable to wet the bunny any higher up than the tail and lower tummy. If the bunny is very messy, you may have to change the water and repeat this

procedure a few times until the water is clean when bunny is lifted out of the bath.

6. To rinse, fill the sink with slightly warm water again, but no shampoo. Lower bunny’s bum into the clear bath and rinse well, laving with your free hand. You may have to drain the water and repeat this several times until the rinse water is free of any bubbles or shampoo residue. ***Be sure to rinse all washed areas well so that no shampoo remains.***

7. Lift bunny out of the bath and very gently wring water out of the wet fur with your hands, supporting the rear end with your elbow. You can squeeze legs and feet very gently, as well, but be considerate of your bunny’s sensitive areas. If bunny objects, don’t insist. A towel will have to do the job.

8. Place bunny on a soft, cushioned surface with traction and towel-dry all wet areas carefully. Be sure not to rub too hard against irritated skin. Soft cotton or absorbent microfiber towels work well for this purpose.

9. Once bunny’s fur is towel-dry, finish with a blow dryer on **warm**, not hot. If possible, use a dryer with a stand attachment so you’ll have both hands free for grooming.

10. Keep your hands close to the area where the dryer’s air is blowing, so you can monitor temperature. Adjust as necessary, making sure never to let hot air contact the skin. A fine-toothed flea comb can help separate the fur for quicker

drying, but be careful not to pull too hard and tear delicate skin. Be sure to dry between skin folds, since moisture there can cause further irritation.

11. Once bunny is fluffy dry, you may wish to trim the fur away from areas where skin is irritated. Do this with blunt-tipped hair trimming scissors, and never trim where you can’t see. If you can’t see the skin, or are doubtful where skin ends and fur begins, then ***do not clip!*** Rabbit skin is extremely thin and elastic, and even a small wound can expand to alarming proportions! Don’t take chances. If you’re not confident you can do this without injuring your bunny, then skip this step.

12. Apply a very thin layer of soothing balm, such as calendula cream (from a natural-foods store) or triple antibiotic ointment (with no topical anesthetic added!) to areas where skin is red or irritated. A little goes a long way.

You can repeat the wet bath procedure as necessary (some bunnies need bathing twice a day, though this is unusual), but do not continue if the rabbit seems unduly stressed by the experience. Bunny’s safety is always paramount.

Remember: the “butt bath” is merely treating the symptom of what might be a more complicated disorder. It’s important to discover why your bunny has urinary incontinence or runny stool (usually cecal), and get to the root of the cause for a complete cure.

Adoptable Rabbits

There are lots of adoptable rabbits available in Manhattan, Brooklyn, Westchester and Long Island.

To adopt a rabbit in **New York City** or **Westchester**, contact nyc.metro.rabbits@gmail.com. On **Long Island**, contact Nancy Schreiber at nschreibmd@gmail.com or www.longislandrabbitrescue.org.

You can also visit Manhattan Animal Care Center at 326 East 110th St., between First and Second avenues, and the Brooklyn Animal Care Center at 2336 Linden Boulevard.

Rabbits for adoption in Manhattan and Brooklyn can be found by going to: <http://www.nycacc.org/> and doing an adoption search (for ACC inquiries about adoption/bunny dates, email adopt@nycacc.org). Volunteers are there every weekday evening and on Saturday and Sunday afternoons, but it is best to arrange an appointment first.

Bunny speed dates can be arranged by appointment only. Please contact nyc.metro.rabbits@gmail.com to make arrangements.

Many of our rabbits are living in foster homes and you can meet them as well. You also can arrange to foster a rabbit until he or she finds a permanent home. Contact nyc.metro.rabbits@gmail.com

For basic information about rabbits as pets, go to rabbitrescueandrehab.org, www.longislandrabbitrescue.org and the House Rabbit Society main site, www.rabbit.org.

If interested in volunteering for Rabbit Rescue & Rehab, please email nyc.metro.rabbits@gmail.com.

Photo: Jane O'Wyatt



Tillie.

Donations

All donations go directly to caring for our foster rabbits and are tax-deductible. Please help us help them by sending contributions to: Rabbit Rescue & Rehab/NYC Metro Rabbit, 333 Mamaroneck Ave., #363, White Plains, NY 10605 or <https://www.rabbitrescueandrehab.org/donate>

To contribute to Long Island Rabbit Rescue Group, please go to www.longislandrabbitrescue.org.

THUMP SEPTEMBER 2022

Newsletter of RRR/NYC HRS
rabbitrescueandrehab.org

Editor: Susan Lillo

Creative Director: Jane O'Wyatt

Masthead Logo Designer:
Mary Ann Maier

Rabbit Rescue & Rehab is a not-for-profit, tax-exempt corporation in New York State. Our purpose is to rescue, rehabilitate and find permanent homes for abandoned, abused and neglected rabbits, and to educate the public on rabbit care through publications, phone consultations, home visits and presentations. This newsletter is published by RRR/NYC HRS, which is solely responsible for its content. We retain the right to edit all submissions, which become the property of the NYC Chapter and cannot be returned.

Rabbit-Savvy Veterinarians

Here's our recommended vet list for the New York metropolitan area. **Please note that many clinics have multiple veterinarians, and our recommendations are for specific veterinarians in those clinics.** If you can't get an appointment with a recommended vet at one clinic, don't assume (no matter what you are told by the clinic) that other vets in the same clinic can help your rabbit. If you have any questions or would like to discuss any of the vets on this list, please contact Mary Cotter at (914) 643-0515. When you make an appointment with any of these vets, please tell them you were referred by us.

Manhattan:

Deborah Levison, DVM
Symphony Veterinary Center
170 West 96th Street,
New York, NY 10025
(212) 866-8000

Katherine Quesenberry, DVM
The Animal Medical Center
510 East 62nd Street,
New York, NY 10065
(212) 838-7053, (212) 329-8622

Alexandra Wilson, DVM
The Center for Avian and
Exotic Medicine
568 Columbus Avenue,
New York, NY 10024
(212) 501-8750

Westchester County:

Gil Stanzione, DVM
Dakota Veterinary Center
381 Dobbs Ferry Road,
White Plains, NY 10607
(914) 421-0020

Laurie Hess, DVM
Veterinary Center for Birds and Exotics
709 Bedford Road,
Bedford Hills, NY 10507
(914) 864-1414

Long Island:

Jennifer Saver, DVM
Erica Campbell, DVM
Catnip & Carrots Veterinary Hospital
2056 Jericho Turnpike
New Hyde Park, NY 11040
(516) 877-7080

Heidi Hoefler, DVM
Island Exotic Vet Care
591 East Jericho Turnpike
Huntington Station, NY 11746
(631) 424-0300

Ellen Leonhardt, DVM
Animal General of East Norwich
6320 Northern Blvd
East Norwich, NY 11732
(516) 624-7500

Maggie Camilleri, DVM
Paumanok Veterinary Hospital
639 Route 112
Patchogue, NY 11772
(631) 475-1312

Jeff Rose, DVM
Jefferson Animal Hospital
606 Patchogue Rd. (Route 112)
Port Jefferson Station, NY 11776
(631) 473-0415

Shachar Malka, DVM
Long Island Bird & Exotics
Veterinary Clinic
333 Great Neck Road
Great Neck, NY 11021
(516) 482-1101

Licensed HRS Educators

NYC/Westchester:

M.C. Basile
Chapter Manager,
NYC House Rabbit Society

Mary Cotter
Founder, Rabbit Rescue & Rehab,
Adviser to Thump,
mcotter64@gmail.com,
(914) 643-0515

Jeanine Callace
Rofoyo.pippin@verizon.net

Alex McIe
alexlmcie@gmail.com

Marcie Frishberg

Gabrielle LaManna
New Fairfield, CT,
gabbysbunnies@yahoo.com,
(203) 746-7548

Cindy Stutts
bygolyoly@yahoo.com,
(646) 319-4766

Monica Shepherd, DVM

Long Island:

Nancy Schreiber
President, Long Island Rabbit Rescue
Group, nschreibmd@gmail.com,
LongIslandRabbitRescue.org

Mary Ann Maier
Long Island Rabbit Rescue Group
Volunteer, altitude8@yahoo.com,
LongIslandRabbitRescue.org

Donna Sheridan
Long Island Rabbit Rescue Group
Volunteer, hpocus217@yahoo.com,
LongIslandRabbitRescue.org

Jennifer Saver, DVM