



NYC METRO RABBIT NEWS JUNE 2017

The Long Game

By Zach Halper and Jaclyn Bouton

“Patience is bitter, but its fruit is sweet.”
– John Chardin.

True love requires patience, and the story of Ciabatta and Benjamin is no different.

We had fallen in love with our first rabbit, a young Dutch named Ciabatta (born Allena). After about a year we decided it was time to get her a friend. We had always heard rabbits were much happier with a companion and we wanted her to have the best life possible, so we decided to venture back to Manhattan Animal Care Center to find the perfect match.

Right away, it was fascinating to see the change in her behavior when we started

introducing her to potential BFFs. One of the things we love about Ciabatta is her vivacious personality. Almost from the moment we got her, she had a lot of spunk, displaying magnificent binkies and demanding pets whenever she saw fit. In our minds, she was going to be the alpha bunny. So imagine our surprise when rabbit after rabbit mounted her and she let it happen. It was certainly quite the change!

After going through a few different potential matches, we got to Benjamin (born Alex). We were immediately taken by his calm disposition and felt he would be a great match for our little Chi Chi. And on the first date, it appeared we were right! There was no mounting

(Continued on page 2)



Photo: Jaclyn Bouton

Benjamin and Ciabatta.

This Injured Bunny Just Needed a Chance

By Melissa Kantor

Chance’s story doesn’t have a true beginning or end. His beginning is a mystery only he knows, but our beginning started with a phone call to Long Island Rabbit Rescue Group. He was found Labor Day weekend in 2016 under the shade of a car, surrounded by hot pavement. It was clear he was injured, as his left hind thumper dragged behind him. When Chance was finally in my arms,

(Continued on page 3)

Photo: Lauren Marchant




Chance on the day he was rescued.

Actress’s Favorite Role: Friday Rabbit Volunteer at Petco

By Anita Sabherwal

When my wonderful bunny partner in crime, Mr. Trix, passed away in July 2016, I was devastated. He was everything to me. After a couple weeks, I packed up most of his things to donate to Rabbit Rescue & Rehab. (I did hold onto his two favorite blankets and his carrot activity center, which still sits on my

(Continued on page 4)



A Personal Bunny Trainer To Guide Me Through the Circuit
 Page 5



Local Residents Help in Rescuing Abandoned Rabbits On Long Island
 Page 6



Dana Krempels Offers Guidance On Both Pre- and Post-Operative Care
 Page 10

Long Game *(Continued from page 1)*

and the wonderful Amy Odum even got them to smush together. The date went so well that Amy remarked, "I think this could go very quickly!" Given what we heard about how hard bonding could be, this was music to our ears. So we made the decision to add Benjamin to our family, thinking we were in for a quick match. Boy, were we wrong.

Wait...He's Coming Home with Me?!

Ciabatta's first interaction with Benjamin in our Brooklyn apartment was an entirely different story. We set up a meeting pen and gently let Benjamin inside. As with their speed date, he nervously approached her, but instead of being met by indifference he was met with rage. Ciabatta freaked out when her one-night stand overstayed his welcome, a perfect metaphor for NYC dating. Thankfully we were able to separate them before they could cause any real damage but it was still quite a shock.

We halted bonding sessions for a couple of weeks to give them time to observe each other from their side-by-side cages. The next time we tried a bonding session it was in our room (the only spot in our apartment that could qualify as neutral). We took turns staying with them in the pen. We had to break up a few aggressive actions but, overall, it was an improvement as they sized each other up. After a few weeks, they stopped fighting as much but wouldn't go near each other, either. We continued that way for MONTHS. We'd read about bonds that took a few weeks and some a few months, but we grew despondent as the calendar flipped by without results. The best it got were the Bunny Face-Offs, when they sat head to head, each one awaiting grooming from the other.

Then one day, it seemed that Benjamin had finally given in. He groomed Chi Chi for a few minutes and we decided to end the date there, relishing this positive development. It seemed that we were finally on our way to the bunny love we craved.

But it was not yet to be. The stubborn rabbit she is, Ciabatta refused to

reciprocate Benjamin's affection. Like any spurned lover, he didn't take too kindly to this and started to act out. If she came over for grooming, he would respond by lunging or nipping. It seemed as if we were going backwards instead of forwards. We tried different territories – the hallway, the kitchen, a friend's house. Nothing worked and we were starting to feel truly hopeless.

There was never any thought to giving Benjamin away – we had grown to love this overgrown chipmunk. We loved how relaxed he was on his own and laughed at the new and exciting ways he would find to be lazy (lying down while eating his greens comes to mind). But we started to think that he and Chi Chi would never be friends. It was disheartening, but we decided to let them live their separate lives and just try as much as we could.

A Turning Point

Things changed about two months ago when we decided to have an outside observer step in. We contacted Thea Harting, a volunteer from Rabbit Rescue & Rehab, and asked if she would come over and observe a bonding session. It was refreshing to hear from an expert how our bonding sessions were going. To our surprise, Thea told us she saw a lot of good signs. Behavior we had taken as negative, such as Ciabatta running away from the litter box every time Benjamin came close, actually meant she respected him enough to move when it was clear he wanted to go in it. By the time Thea left, a glimmer of hope had returned. Thea was very generous and kind with her time and advice. We truly appreciated her assistance, as well as the support of the local bunny community, which helped keep us on track.

With new confidence, we decided to try a bold plan: to let them both out in the living room together without any pen. While the recommendation is to limit their space, it just wasn't working for them, so we tried something else. And wouldn't you know, it worked!

At first, they stayed on opposite ends of the room, but they slowly started

settling in closer and closer to each other. Then Benjamin started grooming Chi Chi again! What would happen when Chi Chi again didn't return the favor? To our surprise, nothing. He didn't get annoyed and he continued to groom her. And quickly, progress started to build. They started spending more time with each other, even cuddling up to each other! Pretty soon they were doing absolutely everything together, including double-teaming us to get into our off-limits bedroom.

It took 10 long months, but they were finally sweethearts. Our own wedding is coming up soon and we like to joke that they tied the knot before we did!

When we first got Benjamin, Amy told us that during the initial bonding process we might start to think "What have we done?" but that eventually we would feel guilty for not having a bunny friend for Ciabatta. And admittedly it was an incredibly long and stressful road. But boy, was she right. They could not be happier and we get so much joy from seeing them cuddle and groom each other (yes, Ciabatta finally gave in, too!). To all other rabbit owners out there: Don't give up. If you want love, you have to play the long game.

Read More on Bonding

For some articles offering bonding advice, go to:

"The Most Important Word in Bonding: P-A-T-I-E-N-C-E!" April 2014 Thump, pages 1-3. <http://www.rabbitcare.org/ThumpApril2014.pdf>

"Bonding: Finding a Friend for Your Rabbit." Long Island Rabbit Rescue Group. <http://www.lirrg.org/bonding.htm>

"Common Concerns About Adopting a Partner Bun" February 2010 Thump, pages 2-3.

<http://rabbitcare.org/NYCMetroRabbitNews,February2010.pdf>

"Looking for Love? Have We Got a Girl (or Boy) for You!" Fall 2009 Thump, page 6. <http://rabbitcare.org/NYC%20Metro%20Rabbit%20News%20Fall%202009.pdf>

"Bonding: Bunny Has Picked Out a Mate: Now What?" Fall 2009 Thump, page 7.

<http://rabbitcare.org/NYC%20Metro%20Rabbit%20News%20Fall%202009.pdf>

Chance *(Continued from page 1)*

he actually wiggled up to be under my chin – though I was a complete stranger.

He was covered in mud, dirt, matted hair, urine and fecal pellets, so we headed to the bathroom in my home. This brown rabbit then turned snowball-white while I washed, brushed and petted him. Through it all, he didn't move, allowing every area to be cleaned. I thought he must be terribly ill not to fight back when I cleaned him. I held out little hope that he could recover from this ordeal.

His true “chance” for recovery came when Lauren Marchant walked through my door, armed with a bag of hay bigger than she was. Lauren said the Long Island rescue group had made arrangements for Chance to visit Dr. Jennifer Saver at Catnip & Carrots Veterinary Hospital. Multiple X-rays were taken and Chance was examined by several specialists who described his broken vertebrae and left hip. Surgery wasn't an option because of the location and severity of the injuries. We were told that he might never hop again.

I have never been selfish in my emotions about my bunny “kids,” and I always tried to do what was best and humane for them. Yet something told me when visiting Chance in the hospital that he wanted to keep trying, despite his injuries. He ate, drank, played and snuggled with me. I wanted to spend some time with him before thinking about his future, so I asked for his carrier and we headed home.

There is hardly anything you can't find on Google, from designing a rehab cage to building a bunny wheelchair, and we did it all. The rehab cage gave him easy access to hay, food and water. With a wooden house to reduce stress, he was able to rest during the day. His house was lined with perforated foam shelf paper so that Chance was able to urinate without sitting in his waste. He couldn't hop into a litter box but it was important for him to stay clean. Every night, I strapped him in his wheelchair, and gave

Photos: Melissa Kombar



Chance seven months later (April 2017).

him time to run around on carpeting in the living room. All of Chance's other muscles were able to get stronger as he flew around, rubbing his chubby cheeks on any surface he could. Once he had his fill of adventure, he got a thorough wiping while still strapped in with his bottom exposed. Urine scald on a bunny is quite uncomfortable and becomes raw quickly, with hay and debris easily sticking to it.

Over time it became apparent that Chance was healing. I called Lauren the moment I saw him in the litter box after two months of recovery. What a huge “leap” forward that was for him! From there, every day brought new surprises. Chance started turning to clean himself again, thumping his left rear leg for greens, taking nightly adventures without his wheelchair, to hopping up on the sofa to watch TV with me. His favorite activity, I dare say, is hunting for my female cat. They have become snuggle buddies, and I can attest his hips now work just fine when the moment strikes him to hop over the cat, much to the cat's chagrin.

The story of Chance, however, isn't really about his injuries or how I found him. To me, his story is about overcoming,

adapting to his surroundings, and achieving. What Lauren didn't know the day she met me was that I had started a not-for-profit that provides recreation to promote mental well-being. As someone who suffers from genetic panic attacks, I started The Meaningful Leisure Center. On days when I am struggling, I focus on what Chance went through. When he needed TLC, he kept me focused and I had to be strong for him. Chance now volunteers with me at nursing facilities for seniors and brings smiles to everyone who meets him. To those who pet him, he brings positive memories of their childhood. From our group's members who suffer from depression, or seniors doing physical therapy, Chance's story ignites a little spark, helping them be strong. The message is plain: Never give up hope. Always take that next step. Anyone can have a “Chance!”



Chance cuddling with Giselle the cat.

Favorite Role *(Continued from page 1)*

bookshelf.) Marcie Frishberg and Larry Marion stopped by to pick up his things, and they couldn't have been kinder and more sympathetic. I had briefly volunteered with them before I adopted Mr. Trix, and I told them I would love to start volunteering again if they needed someone.

My first training shift was on a Friday evening at the Union Square Petco. Cathe Rekis and Susan Boehme showed me the ropes. They did most of the cleaning and let me just spend my time giving and getting TLC from all the buns. Most volunteers knew I had just lost my baby. Being around the rabbits was very healing. They would literally climb all over me and had a thing for biting my yoga pants and sneakers. Such cute little Sharks! Bongo would frequently grab the back of my shirt with his teeth and tug on it to get my attention. Juliet would pancake down for pets as soon as I would enter her pen.

At first I didn't have a permanent volunteer shift, but then there was an opening for Friday nights at the 86th Street Petco with Teija Garrett, which was perfect for me. After a few months of helping out at that location, I moved back to Fridays at Union Square with Cathe.

I started volunteering over the summer, and there was a great (mostly veggie) barbecue where I got to meet most of the other volunteers. We have such a wonderful community, sharing our love of animals and supporting each other, whether one of us is getting married, graduating from an MFA program or performing in a show.

I have two very stressful jobs. I am an actress and also an executive assistant at a large commercial real-estate company. By the time Friday comes around, I am exhausted from a week of work and auditions/bookings. I used to spend Friday evenings sitting on my couch like a zombie, watching E! But when I come to Petco and set the bunnies up in their

Photos: Anita Sabherwal



Rocket: Getting ready for his close-up.



Nona: The tortoise and the hare race.

pens, I can't help but be energized and entertained by the frequent binky competitions.

Being an actor is a roller coaster. One moment it rains auditions and bookings, and the next it's a drought. During my most difficult struggles, having a bun to come home to has been the most amazing therapy. Being able to walk into Petco and spend time with our four resident bunnies always lifts my spirits. It's great to put my focus on the rabbits, whether it's cleaning their cages, helping with a really good grooming session on a shedding bun, or just having cuddle and petting time with them. How can I feel tired or upset when Titus is chewing through my shoe laces or chomping the pages of a play I might be reading?



Titus: Tackling Shakespeare.



Juliet: Reading 'Romeo and Juliet.'

Knowing you are making a difference is definitely the most rewarding part of being a volunteer. Countless buns have been adopted in the months I have been volunteering. Though I don't work the actual adoption events, we get a lot of people who have their eye on a particular bunny, and they come in to spend time with that bun on Fridays.

I love sharing information, stories and pictures, and I like educating people about the joys of having a pet bunny if they haven't had one before – or didn't know how to properly care for the

(Continued on page 5)

My Personal Bunny Trainer Takes Me Through the Circuit

By Shane York

Not the Gucci pumps! I was looking at the most expensive shoes I've ever purchased in my life being eaten with gusto. Bunnies must find Italian leather to be especially delicious, because Lola made a point of climbing over the sneakers and the Payless sandals to find my most prized heels in the back of the closet. When you live with bunnies, you're living with little personal trainers who train you to change your behavior.

Lola has now trained me to store my good shoes at the top of the closet, but I wanted to help give her more options for chewing, and there are some bunny classics that have saved us. We love the willow twig teepees – rabbits can eat them and then nap in them. We have them in most every room, including under the bed. Lola's not crazy about the apple sticks sold as rabbit toys, but she loves little pieces of soft cardboard to chew. She also savors white #10 envelopes, so clearly there's no accounting for taste.

Lola also adores her tunnels and covered tents. She'll run through them or take a nap inside. They are fun, collapsible and easy to store – look online for lots of great options.

We even have our own alarm clock. Breakfast, according to bunnies, is served with a smile at promptly 6 a.m. My clever girl trained me to fly out of the bed each morning by repeatedly dropping her hard plastic ball with the bells inside (or whatever she could find)

Photos: Shane York



Lola in her new litter box.



Lola hiding.

on my wooden floor. This usually provokes complaints from my downstairs neighbor who bangs on my floor with her broom, so within seconds I'm up and standing. Mission accomplished.

To help save my sanity and to be sure Lola gets fed at the same time daily (even when I'm not available), I decided to spring for an automatic feeder, and we've never looked back. As one of our

most valued tools, the feeder spins out Lola's breakfast and dinner at assigned times every day. Our model is the PetSafe Automatic Pet Feeder – five meal portions – for about \$35 online. It's quiet, easy to program and dependable. I even bought another one just for her medications, so she is able to take them at a consistent time every day.

Since Lola is going on 14 years and is now blind, we had to rethink the little heart-shaped litter box she's had all of her life. She was starting to struggle when jumping over the rim, so we had to find something with easier accessibility. Looking for the right disabled-access litter box was a challenge, but we eventually found a table-top gardener potting tray for about \$16 online, and she took to it right away. Disabled-access litter boxes have three normal sides, with a flat or very low lip on the fourth side to allow for easy access. This is great for older buns and very young bunnies that have problems getting in and out easily.

So it seems my personal bunny trainer taught me to be more watchful and empathetic toward her life on the floor. If you're observant, you'll understand why rabbits do the things they do and how you can either help or redirect the behavior. I'm now trained to adjust and accommodate depending on Lola's needs, and it's fun and worthwhile for both of us. Besides, she never has a problem letting me know when it's time for a new exercise!

Favorite Role *(Continued from page 4)*

rabbit they already have. We also get many store customers asking us great bunny questions.

I've had people come in who have a baby bunny and think they are supposed to feed the bunny oatmeal. Other people might think rabbits eat lots of carrots,

or that they can be happy in a small cage or an isolated hutch outside. Some people don't know the importance of spaying and neutering bunnies.

We've all had to start somewhere, and over the years I have also learned many important things about rabbit care. It feels great knowing you've given good rabbit diet tips or recommended a

rabbit-savvy veterinarian to a new bunny parent.

Truly, the rabbits give me so much more than I give them. I leave every volunteer shift feeling amazing. Rabbits have such unconditional love and appreciation for those of us that care for them. It really is my most rewarding role!

Rescuing Long Island Rabbits, With Lots of Local Help

Photo: Diana Kronenberg and Sean Sullivan



Duffy's rescuers included, from left, Andrew Dholakia, Korden Vozzolo, Elizabeth Liux, Cody Nolan, Nancy Kronenberg, Christopher Jaie, Diana Kronenberg, Isabel Dholakia, Vicki Yovino, Emily VanEron, Sean Sullivan and Nicole Weiss.

By Diana Kronenberg

Rabbit rescues often require lots of help and sometimes that help comes from the local community. In the span of just one week in March, I helped to rescue two rabbits in two Long Island towns for two different rabbit rescue organizations. The first was merely blocks from my home, while the second required two trips to Melville and many helpers. Both rescues would never have been possible without help from their neighborhoods.

When the Long Island Rabbit Rescue Group posted that there was a catch in Westbury, I immediately offered to help. The finder's house was just around the corner from my favorite pizza place and I was shocked to find out there was a loose rabbit so close to my home.

My mom, Nancy, and I met fellow volunteer Lisa Freitag at the finder's house and we all looked for the bun. The finder told us where she usually saw the rabbit, but she was not around that time of day. We started canvassing the neighborhood to see if anyone else had

seen the rabbit. Every person we talked to had seen her, some for weeks or even months! I must have given my phone number out to a dozen people in case they spotted the rabbit again.

The rabbit seemed to have a daily routine, spending mornings in one person's yard, afternoons in another, and evenings in yet another. The neighbors even knew what kinds of food she liked: apples and bananas, no carrots. As we rounded the street corner, my hopes of finding her that day were fading. The next thing I knew, my mom was shouting my name. The rabbit was sitting in someone's flower bed, eating plants!

Lisa and my mom ran back around the block to get pens while I kept eyes on the rabbit. The owner came to the front door of the house and I told her she had a bunny in her front yard we were trying to rescue. The rabbit had run into the backyard by the time my mom and Lisa came back with the pens, but the homeowner was kind enough to let us go through her house to get to the back.

We were fast, but the rabbit was faster. She ran into the lot behind a mechanic's shop on the corner. We were desperate to keep her from running onto Old Country Road, a heavily trafficked street. Keeping rabbits away from roads is the top priority during a catch. Fortunately, we were able to corral the rabbit with pens.

Once safely in a carrier she became incredibly sweet and snuggled into Lisa's hand while being petted. After determining that she was a girl, we

Photo: Diana Kronenberg



Mirabelle with Lisa Freitag.

named her Mirabelle, after the street she was found on. We made sure to tell the neighbors that we had caught her and everyone was relieved. So many people had seen her and fed her, but did not know whom to contact to save her. Luckily for her, the LIRRG was alerted and she is now safe, spayed and looking for her forever home.

Four days after that rescue, I got word that catching help was needed in Melville. This time All About Rabbits Rescue had reached out to the LIRRG for help and

(Continued on page 7)

Long Island Rabbits

(Continued from page 6)

Photos: Diana Kroneberg



Duffy.

I wound up organizing the catch. My mom and I visited the finder's house, which would also become the rabbit's foster home. The fosterer, Donna Dholakia, had just seen the rabbit in the bushes a couple of blocks from her house, so we all got in the car and headed over there with pens.

Donna's housekeeper stopped on her way to the house to help us, but this rabbit had picked a great spot for hiding. The bushes were thick and tall and we tried for half an hour to get pens around the rabbit. At that point we decided that we had to stop for the day. We were not going to be able to catch this little guy

with just the four of us and my three pens. Sometimes you are not always successful in the first catching attempt, and we did not want to exhaust this rabbit anymore. We left him some food and water in the bushes and planned to return in a couple of days with more people and more pens.

I put the word out on Facebook and got five more volunteers to help us. Christopher Jaie, Emily VanEron, Nicole Weiss, Sean Sullivan and Vicki Yovino all met us at Donna's house two days later, along with more pens. Donna's son, Andrew, and daughter, Isabel, got their friends Cody Nolan, Korden Vozzolo and Elizabeth Liux to help out as well, bringing our rescue party to a total of 12.

Christopher arrived first and spotted the rabbit in the common area behind Donna's house. The Dholakias and their friends joined up with our LIRRG volunteers as we followed the rabbit down the block, trying to stop him from going back into the big bushes. Donna had mentioned that he was sometimes seen with a wild rabbit, and there were two that he was running around with that evening. Even the local rabbits were trying to help this little guy out.

After herding him to the edge of a backyard, we were able to close in on him slowly. We started with about six or seven pens and brought them as close as we could in the bushes. I squeezed into the bushes with the rabbit and started to pet his head. He instantly snuggled into the ground. This had been one feisty boy before, but he was really a sweetheart. I put the carrier next to him and gently lifted him in, with no fuss from him at all. He finally understood that we were trying to help him.

Everyone cheered, incredibly relieved that we had been successful. I did not know if the Dholakias or their friends knew what they were getting themselves

Photo: Lisa Freitag



Mirabelle.

into when they volunteered to help catch this rabbit, but they will certainly remember this experience. We would never have been successful without everyone's help, and I was certainly very grateful for every person there.

We brought the rabbit over to his new foster home and the Dholakias and their friends helped us set up a pen for him in their basement, while I checked him over. When I announced that he was a boy, his new foster sister, Isabel, said they were going to call him Duffy.

Duffy got settled in his foster home and chowed down on the greens I left behind for him. He is happy to be inside and loves getting affection from his foster family. He has since been neutered and is looking for a forever home and his next adventure.

These were two rescues that would not have been successful without the help of the local community. Everyone we spoke to about Mirabelle was kind and helpful, and one neighbor had even bought some pellets for her. We needed all the help we could get for Duffy's rescue and those extra hands really made the difference. It is always great when rescue groups can work with the community to help rabbits. In these cases, everyone cared about the rabbits' well-being and we all worked together to save two more lives.

Two Tatums and Piper: The Loves of My Life

By Steffanie Blum

Most people don't know that a bunny is an amazing pet, full of love and affection, not unlike a dog or a cat. I myself was entirely unaware of this when I got my first rabbit. It was August 2010 and I happened to be in a pet store with a friend and her son. I was wandering around and saw a white dwarf lying on his side with his eyes open. I thought he was dead so I told the manager, who laughed and told me that was why he was still in the store. Nobody wanted him because he looked odd. I thought that was a terrible reason. I told my best friend, and she said I should get him. She said I needed a pet that weighed more than two ounces and that lived longer than a year or two. (I had owned hamsters since 1993.)

So I got him. I bought the supplies that day and came back a few days later for him. I named him Tatum after Tatum O'Neal. I brought him home and surprised my parents, but they soon grew to love having a bunny around. Tatum wasn't a healthy bunny, though. A month after we got him, he had a seizure in my arms and died. I had just gotten used to taking care of him and he was bonding with me and hanging out on my bed. My parents told me they were going to take a few weeks and discuss if we should get another bunny.

Two weeks later, in mid-September 2010, they agreed that they loved having a pet that wasn't in a cage – and who actually played and interacted with us. My father and I decided to go to Petco to meet bunnies. The Long Island store didn't have any adoptable bunnies when we went and told us to wait two weeks. My dad impulsively decided to check out Petland in Great Neck. We walked in and they had two bunnies, a huge tan/brown/black/white one they nicknamed Commander Bun Bun, and a smaller gray/blue bunny. We took the large bunny home. My first bunny had weighed maybe two pounds, and this

large one was about six pounds, and about six months old. Naming her was left up to me and I chose to name her Tatum again because I loved the name. Also this bunny was actually a girl – or so we thought.

Five months later, my parents decided to move to Florida and left Tatum and me behind. She became the love of my life. We bonded fiercely because, in a way, all we had was each other and as crazy as it sounds, we both knew it. I took her to the vet that I had used since 2007, and he told me she was a boy. I then brought her to Catnip & Carrots Veterinary Hospital for a full checkup, and was told that my boy bunny was a one-year-old Harlequin rabbit. I googled the breed when I got home and I was fascinated. My second Tatum was neutered a few months later.

Tatum was a crazy, silly, funny, dramatic, moody, rebellious, loving, adorable rabbit. He loved people. He loved riding in the car, and he often sat on my lap. We used to dance around the apartment to “our song,” which was “You Are the Best Thing” by Ray LaMontagne.

He used to end up in the weirdest places. Once I found him inside a garbage can with no clues about how he got inside. He was a lot like me. I had Tatum all to myself for over two years, and then my mom moved home. When he turned three, we got a cat, Sasha. Sasha took to Tatum right away but he was very shy with her. Sasha was only a kitten so she did tease him a lot and wanted to play. After a few months, Tatum realized she wouldn't hurt him, and they used to play and nap together all the time. Her bed was set up right next to where he used to sleep. They often slept head to head.

On Jan. 16, 2015, Tatum died. It was a devastating loss. Tatum was my everything; he was my reason for waking up in the morning. I think about him all the time, and I have photos of him all around my apartment. Tatum was a really special

Photos: Steffanie Blum



Tatum, formerly known as Commander Bun Bun.



Piper.

rabbit and everyone who met him fell in love with him. I was convinced that I could never again find such an amazing, loving animal. But I did. Last Oct. 30, I adopted the other love of my life, Piper, from Long Island Rabbit Rescue Group.

I had waited almost two years to adopt again. I was asked was if the four and one-half years with Tatum was worth the pain of his loss, and I said yes. The love that I still have for Tatum and that I currently have for Piper is stronger than any of the pain that I felt in 2015. I am a lifetime bunny owner and I could not be happier about that.

Calvin Cool, a Year Later

By Shannon Cail

A year has now passed since I adopted Calvin (fka Robert) from Animal Care Center in Manhattan (See article in August 2016 Thump, page 2.

http://www.rabbitcare.org/Thump_August_2016.pdf)

We are having a great time with this little English Angora lagomorph and his “redecorating methods.” We have enjoyed having a younger bunny in the house, and we have learned to keep our electrical cords protected from “Calvin Cool.” (I have no idea why or how we started calling him that, but it kind of stuck.)


We are super vigilant whenever Calvin is out and about. He is restricted from a few rooms in our house, given his “redecorating habits,” but we have also bunny-proofed the remainder of the house. He’s pretty sneaky, though, and as soon as an “off-limits” room door is open, he is like a streak of lightning, running into the room or up the stairs to the master bedroom.

Calvin has settled in nicely with our two adopted dogs. Harvey likes to monitor Calvin’s litter box and Apple Pie likes to “help” Calvin eat his dinner greens, pellets and hay. Yes, they all get along wonderfully, and I think the dogs sometimes think they are bunnies and vice versa. Having a multispecies household is certainly fun, entertaining and challenging at times.

Calvin is pretty much free-range whenever we are home, but he stays in his exercise pen when we are out. Even though he and the dogs get along, we can never take any chances. They are much bigger than he is and do not always know their strength.

Calvin has also been known to jump out of the exercise pen. When he wants to be somewhere, there is no stopping him. For example, he has now discovered all four floors in our home and will explore when he thinks no one is looking. He likes to hang out in the bathroom with

Photos: Shannon Cail



Calvin after a partial fur cut.



Calvin enjoying some time out on the deck.

me while I get ready in the mornings. However, the minute I turn my back, he’s gone – down two flights of stairs, exploring the main level.

Even though many bunnies do not enjoy snuggling, Calvin has definitely broken the mold. Almost every morning and night he will snuggle with me under the covers. In the morning he falls asleep nestled into the crook of my arm, until my alarm goes off and then he’s up and ready for breakfast, dancing circles around my feet, waiting for his pellets. Because he’s such a smart bunny, he has “food puzzles” that I put his pellets in (a

ball that he rolls for the pellets to come out and a toy that he must spin and push down for pellets to dispense). He mastered both of these within a week of teaching him. Gotta keep that bunny mind active!

Fur trimmings have been challenging at times. After all, we have to keep that Angora fur looking its best at all times! He does not mind the scissors and will actually lie sprawled out and let me trim him up. Why? Because he LOVES to be touched, so this is very enjoyable for him. But his underside is an entirely different story. We’ve had some semi-successful trimming sessions for his back thumpers and belly/neck area. He’ll get there eventually. For now, it’s slow and steady with lots of breaks in between, and we can never forget the treat after.

I have a little hobby that I do for enjoyment, and Calvin has become the “spokesbunny,” along with Harvey and Apple Pie as the “spokesbullies.” On April 22, we attended the first annual Northeast Bunfest in Philadelphia. Calvin was a huge hit and soaked up the love he received from the many admirers that day. He was quite the ham to tell the truth, periscoping, climbing up the exercise pen for pets, and posing for photos. He was the perfect spokesbunny for Bullies & Bunnies Pet Bowls. He endured the car trip from Boston to Philly and back, like a champ, and never missed a beat...or hop! By the end of the day he was exhausted, but was racing around the hotel room later that night. He’s just such a great bunny!

Calvin has become such a wonderful part of our human and furry family, that I could not imagine life without him. Adopting him on June 5, 2016 changed my heart, forever. He’s my little shadow wherever I am in the house and follows me everywhere. If a bunny can be silly, he is! If a bunny can be a snuggle bug, he is! If a bunny can love a human with his entire heart, he does! And I love him right back.

Pre- and Post-Operative Care of Rabbits

By Dana M. Krempels, Ph.D.

*University of Miami Biology Department
House Rabbit Society of Miami*

Any surgery can be physically and emotionally hard on both you and your companion rabbit, since there's really no such thing as a surgery that is 100% risk-free. I hope the following information will help you and your rabbit get through either emergency or elective surgery with maximal safety and minimal stress.

Pre-Operative Care

1. Be sure to schedule surgery with a veterinarian who is very familiar with the rabbit's unique anatomy and physiology, and who has had a great deal of experience and success with rabbit anesthesia and surgery. You might wish to start with House Rabbit Society Veterinarian Listings.

(<http://rabbit.org/rabbit-veterinarians-state-listings/>) Veterinarians specializing in "exotic" species are often rabbit-savvy. But before you commit to surgery, make sure. The House Rabbit Society has an excellent site on how to find a good rabbit vet that should make this easy.

2. If possible, schedule the surgery so that you can bring your bunny home with you the same evening. Spending the night in an unfamiliar place, surrounded by strange people and the sound and smell of potential predators, can add unnecessary stress and lengthen your rabbit's recovery. Very few veterinary hospitals have 24-hour monitoring staff, and your bunny will probably not be watched for at least part of the night if s/he stays in the hospital. Home, where he can be monitored lovingly and regularly, is almost always best.

3. If your rabbit is bonded to another rabbit, it is important to *bring them to the hospital together* so that the mate can offer moral support in the pre-operative waiting period and during recovery. It also will help prevent the dreaded un-

bonding phenomenon that sometimes occurs when one member of a bonded pair comes home smelling of Strange and Scary Hospital. The last thing you want your bunny to suffer after surgery is violent rejection by his/her own mate! Unfortunately, this goes for bonded groups, too. It is best to bring everyone in for moral support and to prevent post-operative social rejection.

If your rabbit is bonded to another rabbit, it is important to *bring them to the hospital together* so that the mate can offer moral support.

4. **DO NOT FAST YOUR RABBIT FOR ANY PROLONGED PERIOD OF TIME (SUCH AS OVERNIGHT) PRIOR TO THE SURGICAL APPOINTMENT**, even if the person scheduling your appointment tells you to do so. Receptionists giving such instructions often recite the rules for dogs and cats, not realizing that the rules are different for rabbits. **Important update: Some vets now (2017) recommend removing food and water a couple of hours before surgery simply so the stomach is not hugely full. A very full stomach can interfere with breathing when a bunny is in supine position for surgery.** Here are the reasons why some (inexperienced with rabbits) clinic staff might suggest fasting, and why these reasons do not hold true for rabbits:

a. Some surgical anesthetics can cause nausea. One of the reasons veterinarians fast most animals pre-operatively is the risk of vomiting during surgery or recovery. This can cause accidental

aspiration, the breathing of liquid into the lungs, which can be fatal. However, rabbits lack the vomiting reflex, and are physically almost incapable of regurgitation. In rabbits, the risk of aspiration due to vomiting is negligible.

b. Feeding your bunny before surgery helps the gastrointestinal (GI) tract remain active, which will speed recovery. Rabbits who become inappetent (i.e., not wanting to eat) after surgery are more difficult to "jump start" back to normal eating habits. Even relatively brief periods (24 hours) of anorexia can result in GI stasis and some liver damage in rabbits.

c. Some veterinarians may be concerned that food in the intestine will interfere with their obtaining a correct body weight, necessary for calculating the proper dose of injected anesthetic. This should not be a concern with rabbits because:

- Under normal circumstances, the intestine of a healthy rabbit is never empty, and should not be. Rabbit GI passage time is relatively lengthy (approximately 12 hours), so to get the intestine completely empty would take a very long time. Also, since an anorectic rabbit can begin to suffer liver damage in relatively short time when the GI tract is empty, it is not advisable to fast the rabbit before surgery.
- If the veterinarian is using isoflurane or sevoflurane, the gas anesthetic of choice, body weight is not an issue, since the gas is administered through the respiratory tract. Even though isoflurane gas is more expensive than injectable anesthetics, it is worth the extra cost to ensure a safer surgery and faster recovery.
- **IMPORTANT NOTE:** Although intubation allows much more precise administration and monitoring of gas

(Continued on page 11)

Pre- and Post-Operative Care

(Continued from page 10)

anesthesia, and is safer in case of an emergency cardiac or respiratory arrest during surgery, please be aware that intubation of rabbits is a delicate procedure requiring a great deal of practice and expertise. If your vet is NOT experienced with rabbit intubations, it is probably much safer for the isoflurane to be administered via mask. You might wish to ask your vet about this before you schedule the surgery.

- Injectable pre-anesthetic doses are not likely to be affected by the slight difference in weight of a rabbit with a full intestine.

5. Take a bit of your rabbit's normal food (pellets and hay) along as well as a small bag of favorite fresh herbs. Ask that the foods be offered to your bunny after the anesthesia has worn off. The sooner bunny starts nibbling after surgery, the quicker the recovery.

Don't hover. A bunny after surgery may feel groggy and unhappy, and not in the mood for cuddling.

Post-Surgical Care

Pain Management

— Any surgery, including a neuter or (especially) a spay, will make bunny sore for one to several days.

— Pain management in rabbits is critical to uneventful recovery.

— Most experienced vets routinely administer analgesics such as metacam/meloxicam, Banamine (flunixin meglumine), buprenorphine, tramadol, etc., before or shortly after surgery, so

the bunny will be as comfortable as possible while waking up.

— Ask the veterinarian about this before scheduling surgery. If no pain medications are going to be given to your rabbit, you should probably seek a different vet!

— Before bringing your bunny home, ask your vet about follow-up pain management at home, when the initial dose wears off.

Post-Surgical Monitoring and Care

1. Warmth

— Immediately after surgery, keep your bunny warm and quiet.

— Provide a warm water bottle or other heat source (that can't leak, burn or cause injury) wrapped in a soft towel for bunny to lean against or move away from, at his/her discretion. **DO NOT** use any type of electrical heating source that could be an electrocution risk, should bunny chew on it!

— Rabbits will tolerate a soft, light blanket better than a heavy one.

2. Post-Surgical Contact and Handling

— Don't hover. A bunny after surgery may feel groggy and unhappy, and not in the mood for cuddling.

— Unless you know that your rabbit wants cuddling, it's best to let him/her recover quietly and without more human interruption than is necessary to ensure that all is well.

3. Post-Surgical Monitoring for Trouble

— Be sure to carefully (and gently) check the sutures daily for a few days after surgery to be sure the bunny isn't chewing them.

— Many vets use subcuticular (under the skin) sutures that cannot be chewed out, and may even put a line of surgical glue over the incision for extra strength. Ask your vet about this before surgery, so you will know what to expect.

— Be alert for excessive bleeding (a bit of oozing is not unusual, but outright bleeding is a cause for concern)

— Excessive redness or signs of infection such as swelling or pus are not normal.

— If you see anything that causes concern, call the vet immediately for further instructions.

The Healing Process

If all goes well, your bunny will start to perk up noticeably by the second day after surgery. Healing begins quickly; adhesions (normal tissue repair) usually start to form within 24 hours of surgery in rabbits. In the case of spay/neuter, a male will usually recover more quickly, since a neuter is less invasive than a spay.

— A male is usually ready for normal activity within a few days of surgery.

— A female might take a bit longer to recover from a spay.

Recovery time will depend on the type of surgery, the surgeon's technique, the surgery itself, and any complications.

1. Post-Operative Preventive Care

— Under normal circumstances, rabbits do not require post-surgical antibiotics to prevent infection.

— Except in very unusual cases, an E-collar ("Elizabethan collar" – that plastic cone around the neck that prevents suture chewing and makes your companion look like a satellite dish) is not necessary for a rabbit, and will cause more stress than it's worth.

— If your bunny does try to damage her incision and ends up wearing an E-collar for a day or two, you will have to hand-feed cecotropes, since s/he will not be able to reach them for normal ingestion.

(Continued on page 12)

Pre- and Post-Operative Care

(Continued from page 11)

2. Monitoring the Poop: Signs of Recovery or Trouble

— It is not unusual to see a few soft or mucus-covered stools after surgery. Fecal pellets should return to normal within a day or two, once your bunny has regained normal eating habits.

— If you continue to see mucus in the fecal matter beyond a day or two, or if fecal production stops, consult your veterinarian immediately.

— If your rabbit hasn't eaten anything within 24 hours of surgery, contact your veterinarian.

— Monitor the output of fecal pellets closely. If fecal output slows or stops after surgery for more than 36 hours, your bunny may be suffering from ileus, an uncommon but serious post-surgical complication. If this happens, refer to Gastrointestinal Stasis: The Silent Killer for emergency information.

(<http://rabbit.org/gastrointestinal-stasis-the-silent-killer-2/>)

Post-Surgical Social Interaction

— Keep your rabbit quiet for a few days after surgery, but try to maintain normal feeding and bonding times.

— *There is no reason to separate bonded pairs or groups as long as the bunnies interact calmly.*

— A post-surgical bunny will usually manage his/her own activity quite well, and knows not to “push it” too soon.

— If your bonded pair continues to mount or play too roughly after surgery, then it might be necessary to physically separate them for a day or two to avoid injury. *This is almost never necessary.*

— However, if you must separate the bunnies, be sure they can see, smell, and touch one another even if they don't have full physical contact.

— Remember: the rabbit who has undergone surgery needs the emotional support of his/her mate for an uneventful recovery. Allowing them to be in contact reduces the chances that they will fight upon full re-introduction.

Post-Surgical Nutrition

— Offer your rabbit a heavy ceramic bowl of water, even if you usually provide a sipper bottle. A rabbit needs to drink after surgery, but often won't do so if s/he has to “work” for water. A well-hydrated bunny recovers more quickly and feels better in the process.

— If your bunny is reluctant to eat after surgery, offer a favorite treat. Fragrant herbs such as basil, parsley, dill and mint seem to appeal to a bunny recovering from surgery.

Fragrant herbs such as basil, parsley, dill and mint seem to appeal to a bunny recovering from surgery.

— Rabbits seem to prefer healthy foods such as fresh greens and hay while they are recovering, rather than starchy treats, which is all for the better.

— If your bunny does suffer complications from surgery that cause him to stop eating, you may need to hand-feed for a few days afterwards to help get the GI tract back to normal. Ask your veterinarian for advice about whether this is necessary. Products made specifically for recovery feeding include Critical Care (Oxbow Hay Co.) and Critter Be Better (American Pet Diner). Or you can make your own recovery food:

- Pour warm water or chamomile tea over a 1/4 cup of pellets in a bowl

- Allow to sit for about five minutes, letting the pellets “fluff”
- Add additional water or chamomile tea and mix well to make a pudding-like slurry

Always use any type of recovery food “slurry” with caution:

- Never force too much. Allow bunny time to chew and swallow.
- Use a wide-bore syringe or plastic dropper with the narrow tip cut off to safely administer.
- If the tip is too narrow, larger bits can get stuck. Forcing a stuck chunk through the tip can cause a huge blob of food to enter the mouth too quickly, and could cause aspiration.
- Squirt the food into the mouth sideways, behind the incisors, not straight back.
- NEVER try to force feed an animal who is not swallowing normally. Consult your veterinarian immediately if this is the case.

Special Notes for Neuter Surgeries

The de-sexing of a male animal is known as a castration, or neuter. It involves removing the testicles and some associated structures. (Some tubules and other structures are left behind, as they are located in the lower abdomen.) The purpose of neutering is to remove the main source of testosterone and to permanently stop the production of sperm. While testosterone has its subjective benefits, it also has its risks: it suppresses the immune system, increases aggression, and generally shortens the lifespan of the individual producing it. For this reason alone, your male bunny may live a longer, more peaceful life if he is neutered.

— Although most rabbit-savvy vets perform pre-scrotal neuters, in which

(Continued on page 13)

Bunnies Starred at Adoptapalooza

By Cathe Rekis

Our rabbits took part in the Adoptapalooza event on Sunday, May 21, at Union Square. Along with Petco rabbits Juliet and Nona, there were three visitors from Manhattan's Animal Care Center: Snowflake, Chili and Clover.

The afternoon provided a good opportunity for rabbit volunteers to answer questions and introduce our bunnies to the public.

Adoptapalooza is organized by the Mayor's Alliance for NYC's Animals. The Petco Foundation presented the alliance with a \$200,000 donation during the event.

Adoptapalooza was a great day for the five rabbits. Juliet and Nona appreciated all of the extra attention, and Snowflake, Chili and Clover enjoyed their visit to Petco!

The Rabbit Rescue & Rehab volunteers were a great help. They stayed in the pens all day with the rabbits as they answered questions and promoted adoptions! Our rabbit volunteers are the best!! Those

Photos: Jade Chan



Juliet.



Nona.

who helped out included Rachel, Alex, Will, Elena, Aqueelah and Lynne.

We met a number of serious potential adopters and received several speed-date inquires. We also assisted lots of bunny owners who had questions, as well as

inexperienced owners who needed information to improve the lives of their buns!

Juliet, Nona, Snowflake, Clover and Chilli were superstars! Everyone loved them!

HEALTH ISSUES

Pre- and Post-Operative Care (Continued from page 12)

the scrotum is not cut, a few old-fashioned practitioners still remove the testicles directly through the scrotum. If your male bunny has undergone a scrotal neuter, he may be very sore and swollen (which is why the pre-scrotal method is preferred; ask your vet before-hand, so you will know what to expect.)

— A sitz bath in a dilute solution of Betadine (about 1 tablespoon of povidone iodine per cup of lukewarm water) can

be very soothing to a bunny who has undergone a scrotal neuter. But wait until a day after surgery to do this, to allow some recovery from anesthesia and the stress of the surgery itself.

— NOTE THAT MALES MAY HAVE VIABLE SPERM FOR SEVERAL WEEKS POST-NEUTERING! Do not place your male with an intact female until a minimum of three weeks after his neuter surgery! Some males can retain viable sperm for even longer.

— Click here for a complete technical overview of rabbit neuter procedures provided by DVM Newsmagazine.

(http://veterinarynews.dvm360.com/search/apachesolr_search/rabbit%20neuter%20procedures)

The key to success in any elective or necessary surgery is good preparation and attentive care afterwards. A rabbit-savvy veterinarian can make this process as anxiety-free as possible, and will give you all the advice you need for follow-up care.

Rocket Is Back!!!!

One of our amazing foster rabbits, Rocket, has returned to the Union Square Petco following surgery for an abscess in his jaw.

During his May 10 surgery at Dakota Veterinary Center, Jeanine Callace was there with Rocket to comfort him all day – before, during and after he woke up from his surgery. An expert on managing pain in rabbits and getting them to eat again after major procedures, she hand-fed him and ensured that he was receiving appropriate pain medication. Jeanine then spent the next two days visiting with Rocket for hours each day, continuing to closely monitor and feed him until he was eating normally on his own.

After his discharge from the hospital, Rocket recuperated at the home of Marcie Frishberg, who administered antibiotics and pain medication. On May 13, Marcie reported that Rocket was running around and eating hay. He has continued to bounce back, and we are happy to have him rejoin the other rabbits at Petco.

Rocket is a sweet and energetic 2-year-old. His pregnant mom was dumped at

Photo: Jade Chan



Rocket.

the Manhattan shelter, and he and his seven siblings were born the very next day. They were moved into foster care and all of his siblings and his mom have since been adopted into wonderful forever homes, while Rocket has been patiently waiting his turn.

Rabbit Rescue & Rehab set up a special page on the YouCaring donation site (<https://www.youcaring.com/rabbitrescuerehab-800645>)

to help pay for Rocket's operation, and we received many generous contributions. RR&R has other special-needs rabbits requiring regular expensive veterinary care, and Rocket was lucky to get financial help from caring rabbit lovers.

The next step for Rocket? We want this beautiful boy to find a great forever home where he can run, jump and play. He is a great rabbit who deserves a loving family. We are so happy that he is back with us at Petco, and we all hope he is adopted very soon.

Your contributions for our rabbits are tax-deductible. You can make checks payable to "Rabbit Rescue and Rehab" and use this mailing address:
Rabbit Rescue & Rehab
333 Mamaroneck Avenue, Suite #363
White Plains, NY 10605.

Thank you for your generous support.

Our website: www.rabbitcare.org


Facebook:

<https://www.facebook.com/RabbitRescueRehab/>

Instagram:

https://www.instagram.com/rabbit_rescue_and_rehab/

Photo: Susan Lillo



Caren Estes and her daughter, Elizabeth, adopted Andaz on May 13 at the Union Square Petco. Marcie Frishberg supervised the adoption of Andaz, a wonderful boy who found a great home.

Forever Homes Found!

Rabbits adopted since the last newsletter include: Citron, Lilac, Blink, Cordelia, Rosey, Renee, Mew, Fox, Ollie and Winnie, Jaylen, Kyogre, Madeline, Smalls, Andaz, Mikey, Lilo, Squirrelly, Fluffie, Vanilla, Magda, Chili, Transformer, Juliet, Dillon, Leonora and Oliver.

We Are Looking for Loving Homes:

These Rabbits Are in Foster Care

Bowie

Bowie is a beautiful female Harlequin-colored Lop. She was rescued from a home where, in the first year of her life, she was kept in a cage in a kitchen with no ability to hide or even hop around, and she also had a seriously damaged eye. Unfortunately her eye was not reparable, so it was removed by a rabbit-savvy vet. She has adjusted wonderfully to life with one eye. She is shy at first and would do best in a quiet home with gentle adults who can give her ample affection and space to exercise. She is spayed and loves to snuggle with her stuffed animal friends, a sign that she likely would be a good partner for another rabbit. If interested in adopting Bowie, please email nyc.metro.rabbits@gmail.com.



Bowie.

Danni

Danni is a medium-sized, all-black female bunny. She has been spayed and is in foster care. To inquire about adopting Danni, please email nyc.metro.rabbits@gmail.com.



Danni.

Sergei

Sergei is a medium-large Californian bunny. He has been neutered and is currently in foster care. For more information and/or to arrange a meeting with Sergei, please email: nyc.metro.rabbits@gmail.com.



Sergei.

Ernie

Ernie is a handsome, medium-sized young bunny who was in bad shape upon being rescued, apparently because he was left outdoors. We got him the vet care and TLC he needed, and now he is looking for a forever home. Ernie has a great appetite for pellets and greens, but still won't eat any hay, so about every three months he must have his molar spurs filed down by a rabbit-savvy vet. This is a relatively quick procedure, and he has always started eating immediately afterward. Ernie is an active and curious rabbit, but still very shy and not much interested in humans (other than when you offer food, of course!), so we think



Ernie.



Lex.

he would be best off as a partner rabbit. He has been neutered and has very good litter-box skills. If interested in fostering or adopting this resilient, hunky bunny, please email nyc.metro.rabbits@gmail.com.

Lex

Lex is a medium-sized male Harlequin Rex, approximately 2 years of age. He has a medium to high energy level. He is a shy guy when meeting new people, but quickly warms up. This sweet, gentle boy is very inquisitive, likes to play with his toys and due to his sweet demeanor, would make a great companion rabbit. Lex is an excellent eater, loves his greens and hay and has exceptional litter-box skills. He is very well behaved

(Continued on page 16)

Looking for Loving Homes

(Continued from page 15)

and enjoys petting and hanging out with his foster mom in her kitchen during playtime. Lex has been neutered. If interested in adopting Lex, please email nyc.metro.rabbits@gmail.com.

Angelina


Angelina is a strikingly beautiful medium-sized Hotot who has been waiting for a forever home for over two years. She was cruelly abandoned outside in a cardboard box. Despite her prior mistreatment, she loves nothing more than to be petted by gentle humans. When you start petting her, she presses her head down, starts tooth purring and closes her eyes in complete contentment. Angelina needs a peaceful and rabbit-experienced home with no young children where she can feel completely safe. She is a typical young, healthy rabbit with lots of energy for running, binkying and shredding cardboard! She does spectacular jumps and binkies! She is spayed and litter-box trained, and she is living in foster care. If interested in adopting Angelina, please email nyc.metro.rabbits@gmail.com.



Angelina.



Carmela.



Tuxedo.

Carmela

Carmela is a young medium-sized Rex rabbit. Her beautiful coat is mostly white with tan and black spots. She is a sweet rabbit who loves to have her soft nose petted. She also likes to explore her house, but her favorite thing is to relax with a nice soft blanket. Carmela is shy and would likely do best in an adult-only home. She would also likely make a good partner for another rabbit. She has been spayed and is in foster care. For more information and/or to arrange a meeting with Carmela, please email nyc.metro.rabbits@gmail.com.

Tuxedo

Tuxedo is a black-and-white male Dutch rabbit who is approximately 3-4 years old and looking for a forever home. He is very sweet and friendly,

seeking human companionship and lots of petting. He had his incisors removed when he was younger but eats normally. His owner moved and left him behind with a roommate who cannot care for him long-term. He has been neutered. If interested in potentially adopting Tuxedo, please email nyc.metro.rabbits@gmail.com.

Paul

Paul is a gray/brown and white Dutch. This super-sweet boy is very happy and



Paul.



Mona and Iggy.

a social butterfly. Paul loves playtime and likes to casually munch on hay. He makes the most of his daily salads. He has been waiting for his forever home and hopes his new family will come along soon! Paul has been neutered and is in foster care. If you are interested in adopting this great boy please email nyc.metro.rabbits@gmail.com.

Mona and Iggy

Mona and Iggy are a bonded pair currently residing at the Union Square Petco. Iggy is a small, gray Jersey Woolly and Mona is a large New Zealand White. Mona is easygoing and very approachable, and an all-around sweet girl. Iggy is sweet but very shy and should be approached gently--but when he's with Mona he's a little more outgoing. They will flourish as a couple in the right home. Iggy has been neutered and Mona has been spayed. For more information and/or to arrange a meeting with Iggy and Mona, please email nyc.metro.rabbits@gmail.com.

(Continued on page 17)

Letters From Adopters

Pici Norbert

Pici Norbert, formerly known as Kyogre, was adopted in early May by Adam Tobel, who sent this great update.

My name is Adam and I adopted a 6-month-old bunny from ACC called Kyogre. He is a Flemish Giant mix bunny (the father's breed was uncertain). Kyogre goes by a new name now, Pici Norbert. You might be wondering what the first name means. It is a Hungarian word that means small or tiny. You can pronounce it as "pitsy." His second name? Well, sometimes one cannot explain exactly why, but there is something in an animal that immediately triggers a name in our minds. So, when we first looked at him, my partner said: "He is a Norbert." For me, it is an elegant but still youthful name.

Pici is constantly eating. He loves first- and second-cut Timothy hay. He also

Photo: Adam Tobel



Pici Norbert.

likes his bowl of pellets. I mix his adult pellets with young pellets because he had been used to that type of pellets. I

will slowly cut him off from the young-bunny pellets. In fact, he eats like a big guy because by the end of the day his bowl is totally empty. He just still needs a meal for a younger guy. Furthermore, he likes lettuce very much, and a small piece of carrot as a treat. Surprisingly, he does not really like apples. Pici is a picky boy. However, I am very happy that he eats a lot of hay! He needs food because he is a very active little guy with inexhaustible energy.

I have never seen a bunny dancing before! Pici is a born "break-dancer"! Run, run, run and jump, and flip and spin, and kick and anything else that one can imagine. He should be competing, honestly. He has so much energy! Usually, he is very active in the mornings and evenings. In the morning, he is let out for 1.5 hours, and in the

(Continued on page 18)

ADOPTIONS

Looking for Loving Homes

(Continued from page 16)

Lola and Shadow

Lola and Shadow are a bonded pair of medium-sized Lionhead mixes. Shadow, the male, has more white fur. He's very friendly; if you're sitting on the floor he'll come up to you and give you kisses or play with you. Lola, the female, is a very playful and happy rabbit; you'll see her jumping and skipping a lot. Both bunnies have been spayed/neutered. They are in foster care. If interested in adopting Shadow and Lola, email nyc.metro.rabbits@gmail.com.



Lola and Shadow.

Letters

(Continued from page 17)

Photo: Adam Tobel



Pici Norbert.

afternoon, he is out from 3 p.m. until we go to bed. He has a lot of time to play around. Pici loves exploring as well. He chews a bit on everything but then after tasting it, he leaves it alone. He never chews on anything for a long time. Moreover, he is tidy and clean.

Pici is a 100% litter-trained. When he is outside of his cage, he always goes back to do his job. I have never seen any bunny pellets or pee on the carpet (not as if it would be a problem). I am so amazed at him. I know that perhaps everyone is obsessed and biased toward their bunny but still, when you can talk about them, it is such a good feeling. They are just like humans. They have feelings as well. Pici is a real member of my family. Everyone loves him. No one can have enough of his pictures and videos. He is always into something that is worth attention. I love him to bits. We made the best choice when we decided to adopt him.

Adam Tobel

Photos: Hillary Robbins



Sandwich and Apple.

Apple

Apple, formerly called Lora, was adopted in March as a partner for Sandwich. Here is an update on how things are going.

We've had some unexpected health setbacks with our eight-year-old Holland Lop, Sandwich, so bonding him with Apple has been a slow but steady process. As Apple grows more and more comfortable in her new home in Brooklyn, she's realizing she has a voice and opinion and right to her space – and she's definitely vocal about it! Sandwich is learning to speak her language and evolve into the gentleman she's looking for. Apple is absolutely a people-bunny and loves lying around with us and begging us for pets, but soon enough we know she'll be a bunny-bunny, too.

Meanwhile, Apple has been getting along great with our chihuahua mix, Murray. She binkies when they spend



Murray and Apple.

time together, chases him, and isn't afraid to give him a piece of her mind if he's in her favorite spot on the couch. She's definitely getting bolder and braver every day (she's even followed us into the shower). Her new favorite hobby is lying in the sun in front of the window taking in the nice spring breeze, as she dreams about her next banana treat.

Hillary Robbins

CELEBRITIES IN THE SPOTLIGHT



Mew.



Clover.



Hester.



Juliet.



Nona.



Mona.



Groudon.

Rabbit-Savvy Veterinarians

Here's our recommended vet list for the New York metropolitan area. **Please note that many clinics have multiple veterinarians, and our recommendations are for specific veterinarians in those clinics.** If you can't get an appointment with a recommended vet at one clinic, don't assume (no matter what you are told by the clinic) that other vets in the same clinic can help your rabbit. If you have any questions or would like to discuss any of the vets on this list, please contact Mary Cotter at (914) 337-6146. When you make an appointment with any of these vets, please tell them you were referred by us.

Manhattan:

Becky Campbell, DVM
Deborah Levison, DVM
Symphony Veterinary Center
170 West 96th Street, New York, NY 10025
(212) 866-8000

Katherine Quesenberry, DVM
The Animal Medical Center
510 East 62nd St., New York, NY 10065
(212) 838-7053, (212) 329-8622

Alexandra Wilson, DVM
Anthony Pilny, DVM
The Center for Avian and Exotic Medicine
568 Columbus Ave., New York, NY 10024
(212) 501-8750

Westchester County:

Gil Stanzione, DVM
Dakota Veterinary Center
381 Dobbs Ferry Road, White Plains,
NY 10607 (914) 421-0020

Laurie Hess, DVM
Veterinary Center for Birds and Exotics
709 Bedford Road, Bedford Hills, NY 10507
(914) 864-1414

Long Island:

Jennifer Saver, DVM
Laura George, DVM
Kristen Miller, DVM
Catnip & Carrots Veterinary Hospital
2056 Jericho Turnpike, New Hyde Park,
NY 11040 • (516) 877-7080

Heidi Hoefler, DVM
Island Exotic Vet Care
591 East Jericho Turnpike
Huntington Station, NY 11746
(631) 424-0300

Jeff Rose, DVM
Jefferson Animal Hospital
606 Patchogue Rd. (Route 112)
Port Jefferson Station, NY 11776
(631) 473-0415

Shachar Malka, DVM
Long Island Bird & Exotics Veterinary Clinic
333 Great Neck Road, Great Neck, NY 11021
(516) 482-1101

Licensed HRS Educators

NYC/Westchester:

M.C. Basile, Chapter Manager, NYC House Rabbit Society, bunnytorts@gmail.com
Mary Cotter, Founder, Rabbit Rescue & Rehab, Adviser to Thump, mec@cloud9.net, (914) 337-6146

Marcie Frishberg, mfrish57bun@yahoo.com, (718) 724-4105
Gabrielle LaManna, New Fairfield, CT, gabbysbunnies@yahoo.com, (203) 746-7548

Mary Harnett, mmharnett@optonline.net, (914) 948-7976

Cindy Stutts, bygolyoly@yahoo.com, (646) 319-4766

Kerstin Aumann
Monica Shepherd, DVM

Long Island:

Nancy Schreiber, President, Long Island Rabbit Rescue Group, nschreibmd@gmail.com, (516) 510-3637, LongIslandRabbitRescue.org

Mary Ann Maier, Long Island Rabbit Rescue Group Volunteer, altitude8@yahoo.com, LongIslandRabbitRescue.org

Donna Sheridan, Long Island Rabbit Rescue Group Volunteer, hpocus217@yahoo.com, LongIslandRabbitRescue.org

Jennifer Saver, DVM
Laura George, DVM

THUMP JUNE 2017

Newsletter of RRR/NYC HRS
www.rabbitcare.org

Editor: Susan Lillo
Creative Director: Jane O'Wyatt
Masthead Logo Designer: Mary Ann Maier
Rabbit Rescue & Rehab is a not-for-profit, tax-exempt corporation in New York State. Our purpose is to rescue, rehabilitate and find permanent homes for abandoned, abused and neglected rabbits, and to educate the public on rabbit care through publications, phone consultations, home visits and presentations. This newsletter is published by RRR/NYC HRS, which is solely responsible for its content. We retain the right to edit all submissions, which become the property of the NYC Chapter and cannot be returned.

All donations go directly to caring for our foster rabbits and are tax-deductible. Please help us help them by sending contributions to: Rabbit Rescue & Rehab/NYC Metro Rabbit, 333 Mamaroneck Ave, #363, White Plains, NY 10605 or <http://rabbitcare.org/donations.htm>. To contribute to Long Island Rabbit Rescue Group, please go to www.longislandrabbitrescue.org.

Adoptable Rabbits

There are lots of adoptable rabbits available in Manhattan, Brooklyn, Westchester and Long Island.

To adopt a rabbit in **New York City** or **Westchester**, contact nyc.metro.rabbits@gmail.com. On **Long Island**, contact Nancy Schreiber at nschreibmd@gmail.com or at 516-510-3637 (www.longislandrabbitrescue.org).

If interested in volunteering or fostering for Rabbit Rescue & Rehab, please email nyc.metro.rabbits@gmail.com.

Adoptable Rabbit Rescue & Rehab rabbits are at Petco's Union Square location. Rabbit volunteers are present at these stores on Saturday and Sunday afternoons to answer questions.

You can also visit Manhattan Animal Care Center at 326 East 110th St., between First and Second avenues, and the Brooklyn Animal Care Center at 2336 Linden Boulevard.

Rabbits for adoption in Manhattan and Brooklyn can be found by going to: <http://www.nycacc.org/> and doing an adoption search. Volunteers are there every weekday evening and on Saturday and Sunday afternoons, but it is best to arrange an appointment first.

Bunny speed dates can be arranged by appointment only on weekend afternoons at Union Square. Please contact nyc.metro.rabbits@gmail.com to make arrangements.

Many of our rabbits are living in foster homes and you can meet them as well. You also can arrange to foster a rabbit until he or she finds a permanent home. Contact nyc.metro.rabbits@gmail.com

For basic information about rabbits as pets, go to www.rabbitcare.org, www.longislandrabbitrescue.org and the House Rabbit Society main site, www.rabbit.org.