



NYC METRO RABBIT NEWS DECEMBER 2017


Bunnies Entertain Visitors at Whiskers in Wonderland

The Whiskers in Wonderland adoption event took place Sunday, Nov. 12, at the Union Square Petco. Sponsored by the Mayor’s Alliance for NYC’s Animals, in partnership with the Petco Foundation, the event featured dozens of cats and bunnies.

Three great bunnies – Luna, Bambi and Cha Cha – came down to the event

(Continued on page 2)

Photo: Sylvie Jensen



Bambi, a helicopter lop, is in residence at ACC.

Photo: Jane O'Wyatt



Victoria, whose left hind leg was amputated, came to the event.

Photo: Nadine Heidinger



Thea Harting (left) and Nadine Heidinger (right) with Mara Hurwitz, legal adviser to HRS National.

National Conference Highlights: An Opportunity to See Beyond NYC and to Dream Bigger

By Nadine Heidinger and Thea Harting

Susan Boehme, Marcie Frishberg, Teija Garrett, Thea Harting, Nadine Heidinger, Tai Shimizu and Jessica Wolfinger attended the House Rabbit Society 2017 Educational Conference in San Diego, Calif., on Oct. 20-22. Nadine and Thea shared their experiences with Thump.

The conference kicked off with a reception and visit to San Diego HRS’s rabbit shelter. We’d never visited a shelter devoted to rabbits exclusively,

and as ACC volunteers, it blew our minds open with possibilities.


For the next two days we fully immersed ourselves in the world of everything rabbit, learning from a national roster of HRS educators, experienced vets, and animal-welfare professionals about new techniques, trends and innovations that can help us save more rabbits’ lives.

It was an opportunity to see beyond NYC and to dream bigger. We networked and connected with fellow rescuers,


(Continued on page 3)



Post-Op Recovery Can Be Particularly Difficult for Certain Bunnies
Page 5



Dana Krempels Provides Guidance On Ways to Deal With Fur Loss
Page 7



Holiday Appeals: Help Us With Medical Expenses For Buns in Need
Pages 16, 17

Our masthead bunnies, Willow and Pippa, are two sisters out of four born on July 2 to a found rabbit named BunHilda. BunHilda and one baby, Wendy, now have homes. Willow, Pippa and their equally cute and fluffy sister, Ru, are looking for their forever homes. Photo illustration: Mary Ann Maier. Photo: Katie Scarr.

Whiskers in Wonderland

(Continued from page 1)

from Manhattan's Animal Care Center. They joined the terrific Petco residents Dani, Garbo and Flash, along with Austin Torres's adorable foster tripod girl, Victoria.

Rabbit volunteers included Austin, Neil Schaijer, Cathe Rekis, Sylvie Jensen, Mayra Penaranda, Eva Gassner, Marcie Frishberg, Paula Rosenberg, Anita Sabherwal and Larry Marion. Jane O'Wyatt stopped by to take photos.

Garbo became a television star when she was featured on NY1's coverage of the adoption event.

Marcie thanked all the volunteers who helped out. "We had a few serious inquiries about adoption, fostering and volunteering," she said, adding, "all the buns enjoyed their extra time out and were exhausted by the end of the day."

Cathe said, "The ACC buns were so happy. Cha Cha received a new coif (we removed most of her shedding fur, which filled two bags!), Luna binkied and played all day, and Bambi was doing popcorn binkies – lots and lots of binkies!!! It was their Camp Whiskers for the day!"

Photo: Neil Schaijer



Luna.

Photo: Anita Sabherwal



Flash.

Photo: Cathe Rekis



Volunteer Austin Torres.

Photo: Anita Sabherwal



Dani.

THEN THERE WERE FIVE:

The Center for Avian and Exotic Medicine reports that two of the seven young rabbits in its front window have found homes. The bunnies were surrendered at the Manhattan Animal Care Center in early August, and they have taken up temporary residence at CAEM, located on Columbus Avenue between 87th and 88th streets. The playful, spirited bunnies are all available for adoption. Their mom, Luna, is at the Manhattan shelter.



Photo: Zhen Heinemann

National Conference

(Continued from page 1)

adopted new tools, became inspired by possibilities and returned to New York with a fresh perspective on the potential of our local rabbit community.

The presentation topics ran the gamut, but several themes ran throughout the conference:

- Building and expanding a community of supporters, volunteers, adopters and donors
- Creating and expanding sustainable organizations and planning for the future
- Communication and relationships as the foundation for growth and effectiveness
- The idea that we are not separate from the larger world of animal welfare work, and we can benefit from the lessons learned from other organizations, even if they are not specific to rabbits. Rabbits have particular needs and vulnerabilities, but marketing, fundraising and organizational development are not species-specific.

Certain presentation topics were particularly useful for us, including one on new frameworks for rabbit adoptions that welcome, support and educate adopters. We learned from a vet about how rescue organizations can create partnerships with rabbit vets. This was especially important for us in New York

City, where we are in desperate need of more rabbit-savvy medical professionals. We elevated our understanding of the nuts and bolts of managing a rabbit shelter and even establishing a rabbit-only spay and neuter clinic (minds blown again!) from HRS Executive Director Anne Martin. We learned new and innovative ways to do outreach and continually expand our local New York rabbit rescue community, including new types of events to engage people and most important, keep them engaged. Speaking of innovation, the fundraising piece was especially illuminating and definitely a step into modern-day development strategies and techniques. Customer Relationship Management (CRM), social-media management software like Hootsuite, SEO, and transformational giving all make sense now.

Ultimately the conference opened the door to the possibility of something new taking root, all the while reminding us of the power and passion of the rabbit rescue community as a whole and the incredible potential that is the New York community.

It is inevitable that we will face challenges. Our hearts will be broken. We will be frustrated. Every other month, we will want to quit and volunteer in a community garden instead, but together we can work through any of these challenges. The landscape will continue to change and we will adapt with it, growing together.

Thank you to all the fabulous speakers and the conference planning committee, as well all the amazing sponsors and the San Diego HRS chapter for hosting and making this a truly remarkable experience. Look for us at the next conference. We will be there!

Photo: Nadine Heidinger



Tai Shimizu, Jessica Wolfinger, Thea Harting, Marcie Frishberg, Teija Garrett, Nadine Heidinger.

Photo: Nadine Heidinger



Thea Harting (right) demonstrates syringe feeding Recovery to a calm bunny (Jessica Wolfinger).

Photo: Nadine Heidinger



Teija Garrett.

Photo: Thea Harting



Susan Boehme, Marcie Frishberg, Thea Harting, Nadine Heidinger at the San Diego rabbit shelter.

Belated Bunny-Proofing Helped Mr. Rabbit Get His Freedom, Safely

By Kathryn Cervino

When we adopted our Harlequin rescue rabbit in March 2016 and brought him home, he quickly clarified to us that he would not be living in a cage. He showed us that he was perfectly litter-box trained and he did not chew on furniture.

Mr. Rabbit won our hearts overnight and within a week, we acquiesced and permitted him to freely roam the first floor of our two-story home. We loved seeing him sprawl wherever he chose, and follow us from room to room.

However, when my iPhone charger cord mysteriously stopped working that next week and I found the bite mark, I realized I'd been a bit too trusting and set about on bunny-proofing my

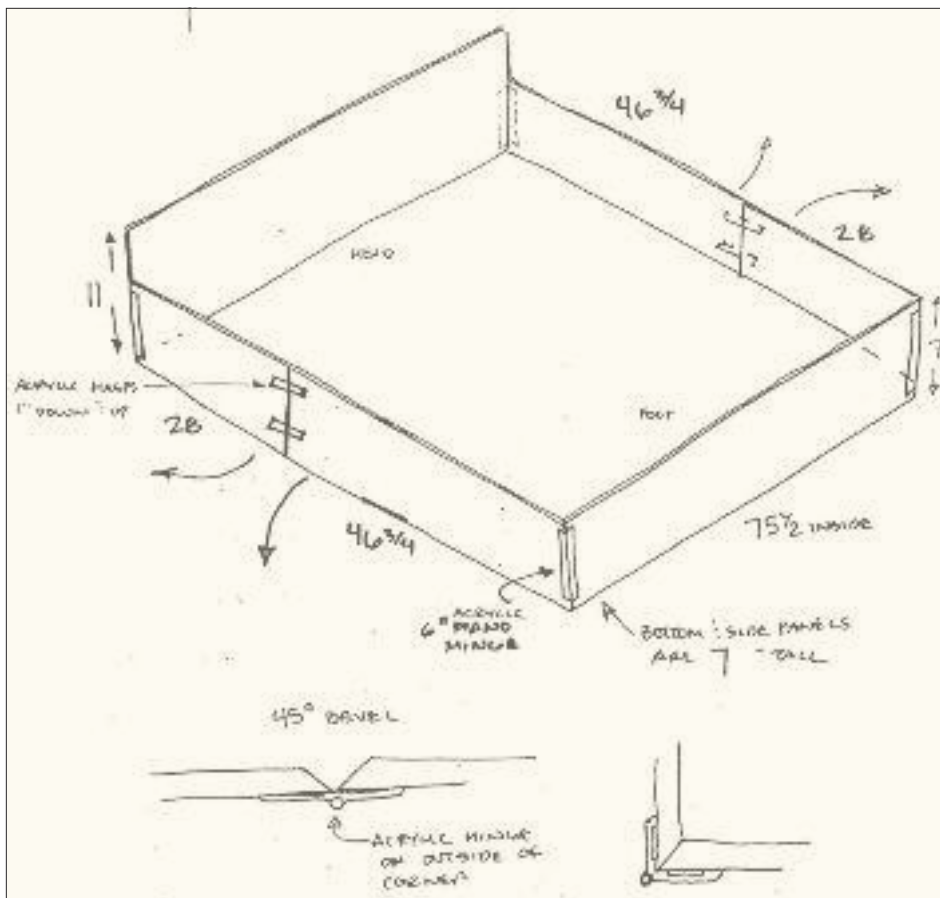
electrical cords. We decided we would have to keep the upstairs permanently off-limits, and erected an old baby gate at the stairs. "First floor only," we declared. Yeah, right. Mr. Rabbit kept trying to squeeze himself through the gate bars, and then figured out how to hop through the bannister railing and up the stairs. Impressed by his sheer determination, and smitten by his cuteness when he'd dash with that big butt up the stairs, we finally relented and removed the gate.

For about a year, Mr. Rabbit slept under our adjustable bed every night. One day when I went under to sweep out the bunny hair and stray poop balls, to my horror I found that he had chewed several wires to our bed. Yikes! I quickly

Photo: Kathryn Cervino



Mr. Rabbit.



Sketch of the acrylic pen that prevents Mr. Rabbit from getting under the bed.

wrapped the chewed spots with electrical tape and ran to Home Depot for plastic wire covers that I installed on the bed wires. We considered banning Mr. Rabbit from going beneath the bed, but since it was one of his favorite spots, we didn't. Then this past spring when I was searching for him with no success, I grabbed a flashlight, knelt down, and pointed it under the bed. I caught Mr. Rabbit in the act of nibbling a wire, and saw a large spark drop to the wood floor. I was terrified. I immediately unplugged the bed on both sides, made sure he was okay, and touched the floorboards to make sure a fire wasn't about to start. It was long overdue for me to find a solution to keep our entire family safe.

I can't tell you how many hours of online searching I invested to find a product specifically designed to block gnawing pets from going beneath the bed. I couldn't purchase a wood frame, because our rabbit would gnaw on and destroy it (he had become a wood-nibbler

(Continued on page 5)

Learning About Post-Op Recovery, the Hard Way

By Diana Kronenberg

All rabbits recover differently from surgery and other medical procedures, but sometimes, despite our best efforts, recovery can result in gastrointestinal stasis. I quickly found this out for myself after my little Charlie had a very poor recovery from his first bladder flush. He had suffered from a few episodes of stasis in the past, but I was not expecting it at all as a result of his procedure. Even rabbits that are not prone to stasis have to be monitored post-op, but as I learned, those who have a history are especially at risk.

Surgery and other procedures involve trauma which can cause pain, and since rabbits' digestive systems are so sensitive,



Charlie and Bella.

a little pain might be enough to shut their system down. The anesthesia also presents a risk, and almost all procedures are also going to involve that. My Charlie's bladder flush was certainly

painful for him and he was given anesthesia, so the odds were not in his favor when I brought him home.

Depending on the veterinarian, the procedure, and how fast the rabbit recovers, some rabbits go home the same day, while others may stay longer. My Charlie came home later that day, which, at the time, I thought would be better for him. For some rabbits, recovery at home is better, especially if they are nervous bunnies who might not thrive in a hospital environment. This seemed like a good idea for Charlie, but I did not realize just how much of a nurse-maid I would need to be for him.

(Continued on page 6)

RABBIT SAFETY

Bunny Proofing

(Continued from page 4)

in the past year). I read that some rabbit owners used NIC cubes beneath the bed and tied them together as a barricade, but I feared Mr. Rabbit could push right past them. He is more than five pounds, and strong. We tried to keep our bedroom door closed for a while but invariably, someone forgot and Mr. Rabbit seized the opportunity to scoot back to his dark corner. Months passed, with us not using the adjustable mechanism on the bed (yet still paying it off every month!!) and there was no solution in sight. Then at long last during yet another web search I stumbled upon a picture of an acrylic animal pen built by a California company. I tracked down "TAP Plastics" and relayed my unique situation to the manager, Russ Miller. He had never designed this type of pen before but was willing to try--especially since he fondly remembered having bunnies as a child.

We began brainstorming solutions, sending sketches back and forth via email. There were a few pivotal issues that we had to address. First, the panel beneath the head of our bed would need to be nearly twice as tall as the other three sides to keep Mr. Rabbit out. (The head-end has a larger opening beneath it). So, we tailored the heights to prevent Mr. Rabbit from hurdling any of the walls. We also wanted to retain access to the space beneath the bed in order to vacuum and use it for storage. To achieve this, we built hinging double-doors into both the right and left side walls. We also needed to make sure that the doors would close securely so the bunny couldn't push through and scoot to his hiding spot. We designed the doors with two hasp locks each, which could be padlocked or kept closed by sliding a thin rod through the hasps (I use an unbent paper clip, and it works like a charm). The hinged design also allowed

for the pen to be folded nearly flat for cross-country shipment, saving money.

We've had the acrylic pen up and running for about a month now and it is doing the job well. The first night, Mr. Rabbit bounded up the stairs, ran full speed toward the bed as usual and then encountered the clear acrylic wall. After he spent time inspecting every last inch of the bed perimeter and realized there was no way for him to crawl under, hop over, or plow through, he settled for sleeping just outside the acrylic wall, underneath the area where we rest our heads. He's there every night. We finally had our bed wiring replaced this month (boy, was that expensive) and we have full use of our adjustable bed once again, after a long hiatus. Meanwhile, Mr. Rabbit has been able to hang onto most of his freedom. To any of you free-roaming-bunny parents out there considering an adjustable bed, be smarter than I was and protect your investment from the start.

Post-op Recovery

(Continued from page 5)

Once at home, Charlie didn't eat much and hid under my dresser with his companion, Bella. I knew he would be a little groggy from the anesthesia, but after a few hours he should have been eating and moving around more. I kept offering him food, but Bella likely ate most of it, and I should have been monitoring him more closely. He was even refusing treats, so we called the vet and brought Charlie back. His temperature was 98 degrees and he was in stasis. They kept him at the vet for two nights, until he recovered enough that he was eating well on his own again.

After this nerve-racking and upsetting experience, I read Dr. Dana Krempel's article on pre- and post-op care, which I found very helpful. I would suggest a read to anyone whose rabbit is undergoing a procedure:

www.bio.miami.edu/hare/opcare.html.

I was now much better prepared for Charlie's second bladder flush, about a year later. He again went into stasis once I had gotten him home, but I was able to treat him myself, without a stressful trip back to the vet. It took four days until his temperature was stable over 101, five days of syringe-feeding Critical Care and stasis meds, and about a week to recover completely.

Charlie has not needed his bladder flushed again yet, but he did require some stitches on his neck. When his mate Bella passed away, we adopted a new bun from Long Island Rabbit Rescue Group after bunny speed-dating. Shortly after bringing Piper home, she managed to jump the fences between their pens and the two ran around chasing one another for just a couple of minutes. Piper was fine, but Charlie appeared to have gotten his big fluffy dewlap caught on something and it was partially torn. We brought him to the vet for stitches, and he returned home with us after a two-night stay. This time I was ready for several days of stasis, but

Photos: Diana Kronenberg



Syringe-feeding Charlie.

he actually recovered quite well. His temperature never dropped below 101, he only required two days of syringe-feeding Critical Care and stasis meds, and was back to eating normally after five days.

Several stasis episodes with Charlie and my Butterscotch prompted me to make up a treatment plan to follow during those panicked moments. If any of my buns will not eat anything, even their favorite treat, I know they might be going into stasis. The first thing I do is take their temperature and if it is less than 100 degrees, they need to be on low heat. It does not hurt to give a round of meds and wait and see if they begin to eat within an hour before continuing treatment. My next step is always to call my rabbit-savvy vet for guidance. Fortunately, I can page my vet at any time of day or night, even if the office is closed, and get advice for treatment at home.

Some rabbits need longer to recover from a procedure than others and may simply not be hungry right after coming home. If it is the beginning of stasis, though, catching it early and treating it is always better than waiting. Always be sure to get stasis medications and doses from the vet before bringing rabbits

home, in case they get sick at night, which always seems to be the case for my rabbits.

Now I know that recovery for my little guy will be slow, but with proper medication, Critical Care syringe-feeding, and temperature monitoring, I know I am doing all the right things to get him better. I have not had any experience yet with recovery after a spay or a neuter, but will in just a few days for my foster bun, Cameron. I do not know if recovery for him will be very different, given the surgery, but I will prepare for the worst, and hope for the best. Hopefully he will do well, and all my preparations will be for naught, but it is better to be safe than sorry when it comes to the delicate health of rabbits.



Foster bun Cameron.

Fur Loss and Skin Problems in Rabbits: Common Causes and Treatments

By Dana M. Krempels, Ph.D.
*University of Miami Biology Department
 House Rabbit Society of Miami*

There are many reasons a rabbit can lose fur – some of them completely normal, and others a sign of health or behavior problems.

Normal Shedding: Proper Care

A healthy rabbit will usually change her coat twice a year. If all things are normal, the shed areas will regrow fur as the old coat falls out.

Some unfortunate rabbits seem to shed all the time. This may be due to inbreeding causing a problem with the normal genetic response to day length and other seasonal cues, or to too much artificial lighting disrupting the rabbit's normal Circadian rhythms. In any case, when your rabbit sheds, even during a normal shed cycle, there are certain things that you, the caregiver, can do to make sure the shed is uneventful and comfortable for your bunny.

When a fastidious self-grooming animal such as a rabbit undergoes a shedding cycle, it's almost inevitable that some fur is going to be swallowed. Although rabbits do not typically get "hairballs" (with the exception of some of the long-haired breeds), ingested hair can be difficult to pass, and can make the bunny uncomfortable. The goal of the rabbit caregiver should be to reduce the amount of ingested hair as much as possible.

Correct Diet Will Help Push Ingested Hair Through the Intestine.

Intestinal motility problems arise when a rabbit does not eat sufficient rough fiber and does not drink enough liquid to keep the intestinal contents well hydrated. Dehydrated intestinal contents are prone to form desiccated, difficult-to-pass masses of food and hair, and the

situation can be made worse if the bunny is shedding/molting.

During a molt, it's important that your bunny have unlimited fresh grass hay, plenty of fresh, *wet* greens, and plenty of fresh, clean water to drink. A heavy, ceramic crock is better than a sipper water bottle, as a rabbit will usually drink more from a bowl, and in a more natural position. Hay, wet greens and water will all keep the intestinal contents well hydrated and easy to pass, and the bunny far less likely to suffer from any intestinal irritation related to ingestion of hair.

Don't worry if you see your bunny leaving "strings of pearls": fecal pellets strung together with twists of fur. If the fur is coming *out*, then things are working fine, though you might want to do more grooming to reduce the amount of hair the bunny swallows. Here's how.

Removing Loose Fur Will Help Prevent Fur Ingestion.

Daily grooming will help prevent discomfort during a shed cycle. A soft-tipped, wire brush or small, very fine-toothed flea comb will help you gently comb out loose fur. Careful plucking of loose fur tufts is also fair play, though many bunnies will object, and need to be groomed on a secure surface where s/he can't run off in protest.

A good way to remove loose fur that's not tufting is the **Wet Hand Rubdown**. Moisten your hands, and gently rub the bunny backward and forward over the entire length of the body. Loose fur will stick to your moist hands and form a thick sheet. To remove it from your hands, simply rub them together to make a roll, throw it away, and repeat the procedure until your bunny's loose fur is mostly removed.

In some cases, a bunny will undergo what we call a "coat blow," shedding great clumps of fur all at once, and

sometimes even leaving small bald patches. If the bunny is healthy, within a few days the bald patches will become pigmented, and then start to grow hair. If this doesn't happen, however, the fur loss may be due to one of several disease processes, and you should consult your trusted rabbit veterinarian for help in determining what the problem is, and how to appropriately treat it.

Abnormal Fur Loss

Fur loss associated with

- crusty appearance of the skin
- flaky skin/dandruff
- open sores or inflammation

can be caused by several things, including (but not limited to)

Parasite Infestations (fleas, lice, mites, fungus):

- *Sarcoptes scabiei* or *Chorioptes* spp. (mange mites)
- *Cheyletiella parasitivorax* (fur mites) or *Leporacarus gibbus*
- *Psoroptes cuniculi* (ear canker mites)
- *Ornithonyssus* spp. (tropical rat mite or feather mite)
- *Trixacarus caviae* (burrowing mange mite)
- Ringworm fungus (*Microsporium* spp.)

Dental Problems:

- Saliva Burn (fur loss under the chin, on the dewlap, and on the chest)

Urinary Tract Disorders:

- Urine Burn (fur loss on the hindquarters only)

Other Health Problems:

- Bacterial infection
- False pregnancy
- Overgrooming by self or bunny partner
- Fighting among rabbits
- Hormone imbalance

(Continued on page 8)

Fur Loss, Skin Problems

(Continued from page 7)

Parasite Problems

Fur loss can be caused by several different kinds of mites that can infest rabbits, including mange mites (*Sarcoptes* spp.), fur mites (*Cheyletiella* spp. and *Leporacarus* spp.), and mites causing ear canker (*Psoroptes* spp. or *Chorioptes* spp.) and other problems. A severe flea infestation also can cause such severe itching that the rabbit scratches off his own fur. Fortunately, there are excellent, modern medications available that are safe for rabbits and will kill these parasites quickly.

Sarcoptic Mange

Mange is caused by the mite *Sarcoptes scabiei* and other *Sarcoptes* species. In rabbits, the disease appears as beige to whitish crusts, often starting around the borders of the ears, edges of the eyelids, the nose, mouth and toes. The crusts often have an unpleasant, musky smell, especially in the ears. If left untreated, the condition will progress until crusty, sometimes raw lesions cover more extensive areas of the body, causing itching, and predisposing affected areas to bacterial and/or fungal infection. Even mild cases of mange should be treated without delay, to avoid worsening of symptoms. The parasites are not difficult to treat, and results can be swift and dramatic, as Luke and Leia's "before" and "after" (one week after treatment with injectable ivermectin) pictures show:



Mange: Luke and Leia before and one week after treatment with injectable ivermectin.

Fur Mites

Symptoms of fur mites (*Cheyletiella parasitivorax*) are more subtle than those of mange or ear canker, and these mites usually do not cause as much itching as some other types of mites. Fur mite infestations usually manifest as flakes in the skin that look like dandruff. In more advanced cases, the fur may actually start to fall out, leaving tufty or bald patches. Unfortunately, some types of fur mites are not easily found on skin by scraping or visual inspection. But treatment with the proper medication (We have had excellent results with selamectin, sold as Revolution or Stronghold, depending on where you are.) will often clear up this problem, even if mites cannot be visualized.

Ear Canker

Psoroptes cuniculi is one of the most painful and nasty types of mite infestations your rabbit can suffer. When Gypsy first came to us as an abandoned stray, she had the worst case we'd ever seen:



Ear Canker: Gypsy before treatment.

Fortunately, a single injection of ivermectin (this was in the days before selamectin) killed the parasites, and Gypsy was cured completely within a week, though her ears suffered permanent thickening and scarring from her ordeal.

Tropical Rat (and Pigeon) Mites

Found in both subtropical and temperate regions is the tropical rat mite (*Ornithonyssus bacoti*), which feasts on many mammals, including humans. These can be extremely itchy, but also can be killed with ivermectin or selamectin. Permanent eradication of these mites is more challenging than of those that live on rabbits. Because *Ornithonyssus* mites live permanently on a primary host (rats, and sometimes pigeons), the problem of mite transmission to your rabbit or other companion animals will persist until the population of primary hosts is removed from your local environment.

Burrowing Mange Mite

Also worthy of mention is a nasty, though fairly uncommon (in rabbits) mite, the burrowing mange mite (*Trixacarus caviae*) that can cause extremely painful itching. These may be quite difficult to visualize, even with skin biopsy. Although they are more common in guinea pigs (in which they can cause fatal seizures) than rabbits, these mites have been rarely reported on rabbits. Rabbits affected with *Trixacarus caviae* may itch so badly that they become aggressive and sullen, while showing no apparent symptoms of illness other than scratching. Fortunately, treatment with selamectin will kill these nasty parasites, affording the rabbit relief within 24 hours of medication. We have heard of several cases in which a formerly sweet-natured rabbit (already neutered) became inexplicably vicious. Attending veterinarians could find nothing obviously wrong, but it was only treatment with selamectin that solved the problem and allowed the rabbit to

(Continued on page 9)

Fur Loss, Skin Problems

(Continued from page 8)

become his old, sweet self again. A mite infestation was never confirmed, but the circumstantial evidence leads us to wonder.

Rabbit-Safe Remedies for Mites, Fleas, and Ticks

Almost any species of mite can be killed with topical application of **selamectin** (Revolution or Stronghold) from your veterinarian. An older, related drug, **ivermectin**, is also effective, but is injected, and does not last as long in the system as selamectin.

Even though they may be labeled for use in rabbits by the manufacturer, over-the-counter products such as permethrin or pyrethrin-containing flea powders or shampoos are NOT recommended. They are neither as safe nor as effective as the aforementioned medications.

Similarly, although mineral oil or topical ointments instilled in the ears are sometimes suggested as treatments for ear mites, they are not effective in the long term, and may make things worse if there is underlying infection. For this reason alone, it is wise to always seek the help of a rabbit-savvy veterinarian.

DO NOT, under any circumstances, use Frontline (fipronil) on your rabbit! Although this flea control product is apparently safe for other species, it has been implicated in many rabbit deaths due to severe neurological side effects. Check the package labeling, and you will see that the manufacturer now states that their product should not be used on rabbits.

We have found selamectin to be the most effective medication for persistent flea and mite infestations, and particularly for fur mites. Mange-afflicted little Tyler – shown at the right as “before,” “during” and “after” selamectin treatment – would agree!

Ringworm fungus

Fur loss due to this microorganism is usually patchy, characterized by relatively round bald patches with distinct edges. The skin may be only slightly irritated, sometimes with tiny, raised red spots. Ringworm can be treated with topical application of miconazole- or ketoconazole-containing creams from your veterinarian (Do not use over-the-counter preparations for humans! These have not been formulated for use on an animal that grooms itself.). Fungal infections also can be treated with Program (lufenuron), which inhibits the formation of chitin (an important structural component of the fungus’ cell walls). Always consult your veterinarian for the most appropriate medication for your rabbit’s condition.

Other Possible Causes of Fur Loss

Parasites are not the only reason your rabbit may be losing fur. Here are some other possibilities.

Fur Loss Around the Mouth and Under the Chin: Dental Problems

In some rabbits, fur loss is restricted to the area just under the chin, in the folds of the dewlap (the fleshy flap of skin and tissue under the skin), or down the chest. Often, but not always, the fur and/or skin there will be wet. In many, but not all cases, the rabbit will also develop suddenly picky eating habits.

These can vary greatly among individuals, with some rabbits being willing to eat pellets, but not hay, others eating hay but not pellets, some refusing to drink, and still others refusing everything but their most favorite treats. In short, any change in eating preferences is usually a good enough reason for a dental exam by an experienced rabbit vet.

Signs like this are almost surely due to molar spurs or other dental problems such as a molar abscess. These will make the bunny drool. Since saliva is caustic, it burns the skin, making the wet area itchy and sore, and causing the fur to fall out. Some rabbits will actually chew at the irritated area so much that they develop open sores.

Although just about any rabbit can get molar spurs and other dental problems, they are more prevalent in short-faced breeds such as lops and dwarf rabbits, as well as in rabbits five years or older.

The solution to this problem is to find a very experienced rabbit vet who can do a deep oral exam to detect any molar spurs (some sensitive rabbits will show these signs even from very small spurs), and file them smooth, as necessary. If no spurs are visible, then head radiographs may be necessary to see if there are any signs of tooth root infection or other mouth problem that’s causing the bunny to drool.

(Continued on page 10)



Mange: Tyler, before, during and after selamectin treatment.

Fur Loss, Skin Problems

(Continued from page 9)

Fur Loss Around the Rear End and Belly: Urine Burn

In some rabbits, fur loss is restricted to the area between the hind legs, around the tail, and sometimes up the belly and onto the feet. If there is no fur loss anywhere else on the body, then the possibility that a urinary tract problem (e.g., urinary tract infection, bladder sludge, bladder stone) causing urine leakage should be considered. It is important to learn a little about specific urinary tract disorders in rabbits, so that you will know what questions to ask your veterinarian.

Like saliva, urine is caustic. If it collects in the fur, it will burn the underlying skin, causing fur to fall out and the skin to become red and raw. While the veterinarian is sorting out the cause of the urine leakage, and while medications are starting to do their work, you can keep your bunny comfortable and start the skin healing and fur growing back with a safely administered rinse and/or dry bunny butt bath. A rabbit should never be bathed completely, as this can cause so much stress as to be life-threatening. But a badly urine-burned behind must be gently cleansed, dried and protected so that the pain doesn't elicit worse problems, such as GI slowdown, or ileus.

Bacterial Infection

Rabbits living in warm, humid climates are particularly susceptible to bacterial skin infections, since they often cannot stay sufficiently dry. Moisture (from rain or just from atmospheric humidity) collects in the fur, especially around the hindquarters, just above the tail and the backs of the thighs where the rabbit cannot easily reach, and the skin becomes friable, stinky, and dangerously prone to deadly myiasis (fly strike).

The best way to prevent this is to keep your rabbit in a dry habitat, and to

Photos: Mary Ann Walter



Nest Building: Philomena moves hay from litter box to nest.

constantly check for signs of skin irritation due to too much moisture. Fly strike can occur and develop so quickly that missing fly eggs laid on bacteria-laden skin and fur can become a life-threatening situation in as little as twelve hours.

If your vet diagnoses bacterial skin infection, the bunny may need to be shaved down over the affected areas, and appropriate medications administered, preferably guided by the results of a culture and sensitivity test to see which rabbit-safe antibiotic will be most effective against the particular pathogen your bunny has.

Nest Building Due to False (or Real) Pregnancy

If your bunny is female and unspayed, you may witness her pulling tufts of fur from her chest, belly and sides, then rushing off to line a nest she's made. If there's no way your bunny could be pregnant, then she's having a false pregnancy. This means it's time to have her spayed to avoid the risk of uterine cancer, mammary cancer, and other health problems associated with an intact female reproductive system that's not being used.

Overgrooming by a Bonded Companion

You'll have to catch them in the act to determine whether this is the cause. Overgrooming is not a normal behavior,

and can be a sign of boredom. Try letting your bonded bunnies have more free running time, or provide them with a variety of new toys to distract them from the grooming behavior, and break the cycle. It's important that your rabbits have a large enough running space so that the groomee can get away from the attentions of the groomer if s/he wishes to do so.

Tufting/Fighting Among Rabbits

If you have a group of rabbits living together, there's always the possibility that they're having turf wars while you're not there. Check the bunny for any scabs or cuts. These would be an indication that there's fighting going on when you're not watching.

If the bunnies are fighting, it's important to have them all spayed and neutered, for their health and longevity, and your peace of mind. Fighting should be absolutely prevented, as serious injuries can result, not to mention permanent hatred between the warring bunnies.

Hormone Imbalance

This is not often seen in rabbits, but is one possible cause of fur loss in any mammal. If your vet suspects this is the cause of your rabbit's fur loss, he or she may want to take a blood sample and send it to a laboratory for analysis of thyroid function, and other endocrine systems.

Every Bunny Needs Somebody: The Story of the Baldwin 5

By Jessica Eckels

It was a late fall evening and my neighbor Kevin was putting out the garbage. Out of the corner of his eye he saw some movement down the street. He stood there watching, thinking it was probably a raccoon or a stray cat, and walked closer to get a better view. With disbelief, he encountered five bunnies hopping down the middle of the street. He stood and watched as they hopped on their way.

The next morning he told me the story and I had to see this for myself. He showed me a video he had taken, just to prove he wasn't joking. He handed me his phone with the video, and sure enough, there were five bunnies hopping down the middle of Ashland Avenue in the town of Baldwin. I couldn't believe what I was seeing! There was a fluffy black one, a gray one with black ears, two brown ones and a white one.

I was concerned for their safety. Where did they come from? Why were they there? What if another animal tried to hurt them or a car hit them? I quickly googled to refresh my memory on what your average wild rabbit looks like before I went into panic mode. Clearly they were not wild rabbits.

I posted an alert on Facebook regarding my concern, and someone told me to reach out to Long Island Rabbit Rescue Group. I received a call back and discussed my concerns and was told what needed to be done before help could come. I follow a lot of local animal-rescue internet pages, but I had never searched for information about rabbits. I posted about the bunnies on a Long Island Dog Parents Red Alert group's page on Facebook, stating that I needed fosterers prior to rescuing. The response I got was unbelievable. I called back Long Island Rabbit Rescue Group and told them I had fosterers, and that if we could get a team together, we should do it quickly.

Photos: LIRRG volunteers



There was a storm arriving the next day, and I worried about the rabbits being exposed to the bad weather. About 30 minutes after my call to LIRRG, I received a text from Zulia, saying that she and Tom were ready to help. We went looking for the five rabbits but only spotted two. Within the first 10 minutes, Zulia and Tom had one of the bunnies in their car. I tried to help here and there but mainly observed. I didn't have a clue how to hold a bunny, let alone catch one. As the night progressed, friends, neighbors and more LIRRG volunteers searched for the remaining bunnies. We caught the white rabbit, spotted relaxing in the grass. In about three hours, all five bunnies were rescued and on their way to their temporary fosterers – people who kindly volunteered to open their homes to these five homeless bunnies.

You're probably wondering where the bunnies came from. In the middle of searching for them, we knocked on doors to let people know not to be alarmed, and to ask permission to search in yards. One of the families told us they had owned the rabbits, but they had escaped from an outdoor pen. We explained what we were doing, but the family didn't seem particularly interested in getting the rabbits back.

I have to say this was a learning experience. I have never even considered wanting to own a bunny until this happened. Right now I have a dog, but one day I could see myself having a rescued bunny hopping around my living room. I am grateful for the kind strangers who volunteered to foster. The Baldwin 5 would not have been rescued without the efforts of Long Island Rabbit Rescue. The volunteers did a great job and are still doing a great job getting the bunnies examined by a vet, finding longer-term fosterers, and getting the rabbits ready for adoption. Driving by Ashland Avenue, and knowing the Baldwin 5 are now safe, is a great feeling.

Mirabelle Is a Determined Survivor, And Her Head Tilt Is Nearly Gone

By Valerie Nagy

I visit the Long Island shelter rabbits every so often on my days off. I alternate between the two shelter houses, and I bring treats for the buns. Sometimes I make bunny bags (stuffed with orchard grass hay, a couple of Craisins, a Timothy hay block, and apple or willow twigs inside an edible paper bag). At other times, I give the rabbits willow leaves and twigs, or apple twigs. They devour their goodies.

Before my visit, I usually go to Long Island Rabbit Rescue Group's website to check on the rabbits that I'll be meeting.

On this particular summer day, I started upstairs and passed out the goodies, and then I went downstairs. Three of the buns in that group were Orion, who had been there for a couple of years; Elliot, who had been there for a few months; and Mirabelle, who also wasn't a newcomer.

I went back and forth down the line, petting and kissing each rabbit. I walked away from Mirabelle, and I noticed that she was watching me and standing up

on her hind legs. She had her paws on the bars of her cage to get me to come back to pet her. While I petted Orion, Elliot was peeking out from behind his cardboard box, watching me. I got to know all of them a lot better during this visit. I said my goodbyes and left.

I spoke to my boyfriend, Richie, about the three rabbits, because he had been "bunny browsing" on the LIRRG website, and he said Orion looked cool. Elliot was a big bunny who was very sweet. Mirabelle seemed to crave attention, and I also observed that she seemed a little wobbly.

A few weeks later, I heard Mirabelle had developed head tilt. She wasn't showing much progress at getting better. My heart was breaking for her, because I was reminded of a shelter rabbit named Boo who developed severe head tilt earlier in the year. He was euthanized after failing to recover from the severe rolling. I heard that Mirabelle's prognosis wasn't good. I knew Richie and I had room for another rabbit and would be able to care for her.

Photos: Valerie Nagy



Mirabelle.

But I was torn about which of the three buns we should adopt.

Then Elliot got adopted. I went to visit the buns again, and I saw Orion upstairs

(Continued on page 13)

Ruby-Eyed Buns Are Full of Love

By Valerie Nagy

The first time my boyfriend and I met a ruby-eyed white bunny, we had gone to the Long Island shelter house to do

Chloe and Portia.



Photo: Valerie Nagy

a bonding session. We met sisters Chloe and Portia (a bonded pair who are still up for adoption and still as sweet as can be). We made our way to another room and I met Mason and Piper. I saw how they were puppy-dog-like and very amusing. While watching them and their antics, I was called over to Raymond (October 2017 Thump, pages 6-7.

<http://www.rabbitcare.org/ThumpOctober2017.pdf>).

The rest is history. It was on that day I got my much-needed wake-up call that these big ruby-eyed rabbits are wonderful, loving, entertaining companions.

We have our second ruby-eyed bun named Mirabelle with us now. I can see

these rabbits' souls through their beautiful, expressive eyes. They have so much life to them and so much love to give. They are so amusing and spirited to be around. We will never be without one in our home again. When you plan to adopt a rabbit, go meet all the available rabbits and see which one seems to connect with you. Of course, it is fine to check out the adoptable rabbits online that are listed by Rabbit Rescue & Rehab and by Long Island Rabbit Rescue. But keep an open mind and an open heart. A big white bunny with ruby eyes can bring a huge amount of laughter and love to your home.

We Are Looking for Loving Homes: These Rabbits Are in Foster Care

Garbo

Garbo is a stunning medium-sized agouti female. True to her name, this bun is a classic beauty with an edge. She's a big city girl with smarts and wit, yet she is as mellow and easygoing as they come. Garbo loves playing with her willow toys and tunnels, doing super-fast binkies, and exploring new places. She is quite independent and will follow her own whiskers wherever they take her. Once ready to take a break from her glamorous adventures, she will come when called and settle down next to her human for pets and/or a body massage. (She is Garbo, after all!) Garbo has the dreamiest eyes, whitest of bellies, and softest of necks. Her litter-box skills are impeccable, and aside from radicchio there is not much this divine lady does



Garbo.

not enjoy. She has been spayed and is residing at the Union Square Petco. For more information, please contact nyc.metro.rabbits@gmail.com.

Fuzzy

Fuzzy is an adorable caramel and white young boy who is cute as a button. He



Fuzzy.

has a sweet little round face with big dark eyes. Although on the shy side, Fuzzy settles right in for gentle petting. He is cautiously curious and enjoys toys

(Continued on page 14)

LONG ISLAND NEWS

Mirabelle

(Continued from page 12)

next to an adorable rabbit named Mallory and they were in the early stages of bonding. I went downstairs to visit Mirabelle and she seemed to be hopping around okay. She was just a little unsteady on her feet, and she fell over a couple of times after turning around too quickly.

Richie and I realized that, considering how events had unfolded, we were meant to adopt Mirabelle.

After some emails with the leaders of LIRRG, we decided to bring Mirabelle home. She started getting better, and she is now off the Panacur and is doing great without medication. She leans slightly to one side, but she has been getting stronger daily, is gaining weight and hopping and doing binkies. This makes us very happy.

Special-needs rabbits like Mirabelle are particularly appreciative of the extra attention they get. Because they have a health issue, they have a different bond with their adopter. They look to you for help, and they seem to have a great appreciation for what you are doing to make them better.

I don't even think Mirabelle would be considered a special-needs rabbit anymore because she is off all meds and acting like a normal bun, aside from the slight leaning when she stands.

Mirabelle has been with us since the end of July and she is doing great. She is such a gentle bun and so very loving. She is very active and loves exploring her surroundings. She was named after a street she was found on, in Westbury, N.Y. I was told that she had a routine with the neighbors. She would go to

various houses every day at the same time for breakfast, lunch and dinner. She even had a place where she would hang out when it rained. I am starting to discover how smart she really is. She is a survivor and I am happy to see how strong and determined she is.

I thank Mirabelle's awesome caretaker, Nancy Schreiber, for being her personal nurse and taking care of her during her illness and making her comfortable, as well as the many Long Island Rabbit Rescue Group volunteers who helped set up her cage with rolled-up fleece so she wouldn't get hurt. Mirabelle's colors are even changing. Her nose is a little lighter gray than when we got her, but it sometimes turns darker (like a chameleon). She is still such a beauty and we love her so very much.

Looking for Loving Homes

(Continued from page 13)

that he can chew on. He is a great eater and is very animated at mealtime. Fuzzy has been neutered and has perfect litter-box skills. He is living in foster care and would do best in a quiet home with a calm forever person. For more information, please contact nyc.metro.rabbits@gmail.com.

Paul

Paul is a gray/brown and white Dutch. This super-sweet boy is very happy and a social butterfly. Paul loves playtime and likes to casually munch on hay. He makes the most of his daily salads. He has been waiting for his forever home and hopes his new family will come along soon! Paul has been neutered and is in foster care. If you are interested in adopting this great boy please email nyc.metro.rabbits@gmail.com.

Nona

Nona is a medium-sized brown bunny with a very sweet personality. She is looking for a forever home. Nona arrived at the shelter with a case of malocclusion, so we took her into our rescue and had her incisors removed. Therefore, she needs to have her greens chopped up into bite-sized pieces. Nona has been spayed and is currently in foster care. Nona is such a love and will definitely give you back so much in return for a little care and love from you. For more information and/or to arrange a meeting with Nona, please email nyc.metro.rabbits@gmail.com.

Lucia

Lucia is medium-sized black and white Dutch. She is a very happy, interactive and relaxed bunny. Lucia has been spayed and is currently in foster care. For more information and/or to arrange a meeting with Lucia, please email nyc.metro.rabbits@gmail.com.

Susan

Susan is a medium-size brown beauty. She is on the young side (probably a



Paul.



Nona.



Lucia.

year or two), healthy, and has lots of energy for binkies and playtime! She loves to munch on her hay and fresh greens. She is warming up to petting, but would probably not make a great choice for someone who wants a lap bunny or for a home with young kids. She has been spayed and is blossoming in foster care. For more information on adopting Susan, please email nyc.metro.rabbits@gmail.com.

Famous and Elvis

Famous and Elvis are a pair of bonded middle-aged bunnies who love to cuddle.



Susan.



Famous and Elvis.

Famous, the smaller of the two, is a female Netherland dwarf and Elvis is the slightly larger male English Spot. He is super sweet and unperturbed and is mostly the sidekick in the duo. Famous is the more assertive one, reminding you if you're late for breakfast/dinner, etc. They are both litter-trained, healthy, spayed/neutered and looking for a forever home. For more information, please email nyc.metro.rabbits@gmail.com.

Forever Homes Found!

Rabbits adopted since the last newsletter include: Fluffy, Fuzzy, Shadow, Bertha, Alfie, Jojo, Auburn, Moon Knight, Floppy, Kirby, Charlie, Bowie, Cha Cha, Koko, Bambi, Leo, Chloe, Zanya, Odie, Alpha, Oliver, Nesquik, Coco, Lola, Alex, Winter, Midnight, Victoria and Leaf.

These Rabbits Are Available At Manhattan Animal Care Center (NYC ACC)

By Kirsten Ott

Eve

Eve is new to the shelter as of early December 2017. She is a gentle bunny who enjoys petting. She is happy in a cozy box but also delights in a cardboard tunnel and an open run. Most importantly, she needs a loving forever home.

Tundra

Tundra is a young New Zealand White male who's already large but still growing! His oversized ears, huge back feet, and big tail suggest that he'll be a very large boy when fully mature. Tundra is curious and energetic – if given space, he'll prance and binky joyfully – and he adores attention, though play takes precedence over everything else for this youngster. Tundra loves to redecorate his habitat, so he'll need lots of stimulating playthings in his new home. Will you be his forever friend?

Luna

Luna is a very large, very bright black bunny. Though still young herself, this beautiful girl is a recent mom. Luna doesn't miss a beat. She's very alert and communicative in her expressions and body language. She has outsized ears and a slender, aristocratic face, suggesting she might even grow a bit more – though she's already quite statuesque. Luna goes nuts for greens, has excellent litter-box habits, and is kindly receptive to affection. She would make a good choice for a first-time bunny home.

Dutch

Dutch is a large cream and light gray/brown boy with the best chubby round cheeks! This guy is a little bit shy, but super sweet. He loves to be petted in a cozy, secluded spot. Dutch's coloring, including his gray ears, suggests he might be part Himalayan. He has gorgeous, deep dark eyes.



Eve.



Tundra.



Luna.



Dutch.



Chico.



Kayla.

Chico

Chico is a large Chinchilla lop with the demeanor of a lounge lizard. This guy is super sweet and easy-going. All he wants is to hang out and soak up whatever affection is in the offing. This love sponge has a super-soft gray coat and a nice big head. The combination of his size and his lop ears makes him look a bit like a puppy dog. Chico would make a good choice for a first-time bunny owner.

Kayla

Kayla is a large brown bunny who's a real sweetheart. This girl is very alert and bright. When she's looking at you, you can really see her thinking. Though she's very mild-mannered and not especially extroverted, she does adore affection. Kayla is very beautiful; her coat is multiple shades of brown with some gray fur mixed in, and she has gorgeous dark eyes framed by pale fur that makes them look even darker. She also sports a cute white cottontail! Kayla has grown a bit heavier at the shelter, so she'll need a roomy habitat so she can hop off the extra ounces. She has great litter-box habits.

(Continued on page 16)

A Holiday Appeal for Iggy and Mona

Many volunteers have had the pleasure of meeting the fabulous Iggy and Mona.

They are a New Zealand White girl and Jersey Woolly boy. This bonded pair have been in our care for a long time. For some unknown reason, this adorable, friendly, funny couple have been overlooked by adopters.

Recently, Mona became very ill. In order to diagnose and stabilize Mona, the pair spent many weeks in the hospital. Mona has been diagnosed with a serious heart condition. Sadly, Mona's condition is incurable; she will be on daily medication for the rest of her life.

Once Mona was stabilized, something great happened for this precious duo.

(Continued on page 17)



Iggy and Mona.

ADOPTIONS

Looking for Loving Homes

(Continued from page 15)

Snowflake

Snowflake is a medium-to-large black and white female who first arrived at the shelter in rather rough physical and emotional shape. She was too skinny, her scraggly coat was missing fur on the upper back, and she was extremely wary of people. After a very short time, however, she truly blossomed! Thanks to staff, volunteers, a healthy diet, and a safe environment, Snowflake looks and acts like a totally different bunny now. She's far calmer and loves to be petted, and her appearance is much improved as well. Her coat, once scruffy, is now shiny and healthy-looking. Snowflake has a very good appetite, which has also helped her recover quickly. She would probably still do best in a bunny-savvy home, but she's no longer the needy case she was.

Allen

Allen is a sweet red-eyed white rabbit who is a bunny teenager. He has been at



Snowflake.



Allen.



Twin.

the shelter since he was a wee bun and is now maturing into a delightful bundle of joy. He is curious and energetic and will make a loving companion for years to come.

Twin

Twin is a delightful white rabbit who is a teenager. He is a curious and joyful bunny, full of love. He has been at the shelter for some time, and his personality has blossomed.

Iggy and Mona

(Continued from page 16)

The most wonderful couple (human) agreed to provide a peaceful, loving, gentle sanctuary home. This environment has done wonders in helping Mona feel better and you'd never know that she has a major health problem. This little pair have never been happier and they have blossomed with the love of their new foster parents. We are grateful that they are doing so well in their new home.

Iggy and Mona have one of those very special relationships. They are very loving with one another and never have any disagreements. Iggy has stayed right by Mona's side all along the way, always checking on how she is feeling, encouraging her when it's time to take her medicine,

and initiating the back and forth binkies that fill their playtime.

Now we must focus on their large hospital bill and expensive ongoing veterinary costs.

We are a small all-volunteer rabbit rescue group, with many special-needs, chronically ill and sanctuary rabbits. We tend to take in rabbits who are ill or injured so they can have a chance at a brighter future filled with love and great care. In order to pay our large veterinary expenses, we rely on donations.

We are asking for help in caring for Iggy and Mona and the rest of our rabbits, who are all so deserving of love, good care, and a peaceful future. No donation is too small; any amount will help us chip away at our huge veterinary expenses.

Rabbit Rescue & Rehab (d/b/a NYC Metro Rabbit) is an all-volunteer 501(c)(3) charity registered in New York State.

Your contribution is tax-deductible! Make your check payable to "Rabbit Rescue and Rehab" and mail it to: Rabbit Rescue and Rehab, 333 Mamaroneck Avenue, Suite #363, White Plains, NY 10605. To make an online contribution for Iggy and Mona, you can use this YouCaring link:

<https://www.youcaring.com/rabbitrescueandrehab-1025967>

Thank you for your generous support!

Our website: www.rabbitcare.org

Facebook:

<https://www.facebook.com/RabbitRescueRehab/>

Instagram:

https://www.instagram.com/rabbit_rescue_and_rehab/

You Can Help a Brave Boy Named Percy

The day before Thanksgiving, we rescued a tiny rabbit from the city shelter with a severe upper respiratory infection and heavy discharge coming from his eyes and nose. We knew that this beautiful white and orange boy was tragically missing a piece of his bottom lip and had a large hole in his ear from previous injuries that had fortunately healed, but he was now again in critical condition. He was audibly wheezing from within his carrier as he was rushed to the vet, where he was then hospitalized and treated for weeks. Much to our delight and relief, he responded to his treatments marvelously, and this brave little boy has now been moved into his foster home to finish healing and has been affectionately named Percy.

Percy's condition continues to improve each day. His wheezing has subsided, his eyes are clear and bright, and he has gained weight (though he's still a little guy at less than 3 pounds). Despite everything he has been through, Percy has a truly remarkable spirit. He is friendly, outgoing, adventurous and playful. He loves to explore, loves to eat,



Percy.

and is a wonderfully happy little rabbit. We look forward to helping him find his forever home once he is healthy and ready for adoption.

We need your help in covering Percy's massive ongoing medical expenses. If you would like to make a tax-deductible contribution, please use our PayPal link at <http://rabbitcare.org/donations.htm>



Percy at play.

or send a check payable to "Rabbit Rescue and Rehab." Our address is: Rabbit Rescue and Rehab, 333 Mamaroneck Avenue, Suite #363, White Plains, NY 10605.

Miss Veronica's Seventh Adoptaversary

By Amber L. Spradlin

Miss Veronica celebrated her Seventh Adoptaversary on Nov. 27. She had a great year!

In January, she flew to Florida. She was mistaken for a monkey at the airport, which made my husband and me laugh – a lot. While there she charmed the maestro at Pensacola Opera for a backstage tour. She left a big furry imprint on his jacket but he didn't mind a bit. Bunny snuggles are worth it.

If everyone had a bunny the world would be a better place.

In July, she went to every Wednesday rehearsal of the musical "The Princess, the Cow, and the Corn Maze," where she helped the cast to get six Midtown International Theatre Festival award nominations using her good luck bunny magic.

In August she flew to St. Thomas and was the special guest of the Virgin Islands Children's Museum along with her rabbit partner Thumperino.

In October, she traveled to Vermont for leaf season where she got to sample fresh mini pine cones. The book where she made her character debut, "Thumperino Superbunny and the Christmas Star Caper," was an audiobook contender for a Grammy Award, and the plays based on these tales got published by Heuer Publishing, so children and audiences everywhere will get to know her story.

If everyone had a bunny the world would be a better place. I'm thankful to all of you who brought Veronica into my life and have shared in her adventures.

She truly has made the world a better place for Thumperino, my husband Adelmo and me.

Photo: Amber L. Spradlin



Photo: Adelmo Guidarelli



Miss Veronica, in her pink therapy animal vest, at the Virgin Islands Children's Museum.

Letters From Adopters

Photo: Rachell Wong



Andrew and Shoozee.

Shoozee

Shoozee, formerly known as Gena, was adopted in September by Andrew and Rachell. Here is a recent update on how Shoozee is doing.

Gena is amazing! We call her Shoozee now :).

When Shoozee first got to our home, she was shy for about 15 minutes and then started jumping all over the apartment. She had one poop accident and after that she was perfect!

She always runs to the door whenever one of us gets home. She is very assertive and knows exactly what she wants in the cutest way. She jumps on our bed every morning to wake us up to tell us it's breakfast time. And she likes to sleep with us. We don't need an alarm clock anymore!

She also will let us know if she needs anything: If we stop petting her, she lets me know by biting my hand. What I find so amazing is that she never bites us hard, only enough to tell us what is up. I actually like when she bites me because it's always in a very loving way. I haven't ever met another bunny who does that.

She also loves to play with paper-towel rolls and she likes to throw everything. Since she has the entire apartment to explore, she loves to run as fast as she can, and jump as high as she can and she loves to have an audience. We love her so much.

Thanks so much.

Rachell Wong and Andrew Gonzalez

Photo: Brittney Yue



Mocha and Biscuit.

Biscuit and Mocha

Brittney, Norma and Richard adopted Biscuit, previously called Percy, as a partner bunny in September. Biscuit and Mocha are doing great.

Hello! We adopted Biscuit (formerly known as Percy) to be a companion for

our other rabbit, a female Holland Lop named Mocha Butter (or Mocha for short). After going through the speed-dating process at the Brooklyn ACC shelter (with the great help of Thea Harting as well as other wonderful volunteers), we found a friend for Mocha. It took them some time to be fully bonded, but they are now happily living together.

They enjoy running in and out of their tunnel, as well as chewing up cardboard boxes. Biscuit spends his time eating veggies, grooming Mocha, or just happily sleeping. Looking forward to seeing their future adventures together!

Brittney, Norma, and Richard Yue

Annie, eating dandelion greens, was adopted from ACC eight years ago.

Photo: Jane O'Wyatt





Cha Cha and her sweetie, Tommy.



Sky.



Hops.



Benson.

CELEBRITIES IN THE SPOTLIGHT



Home Run.



Eve.



Tiny Tina.



Otto.



Ariel and Belle at Brooklyn ACC.



Flash.

Rabbit-Savvy Veterinarians

Here's our recommended vet list for the New York metropolitan area. Please note that many clinics have multiple veterinarians, and our recommendations are for specific veterinarians in those clinics. If you can't get an appointment with a recommended vet at one clinic, don't assume (no matter what you are told by the clinic) that other vets in the same clinic can help your rabbit. If you have any questions or would like to discuss any of the vets on this list, please contact Mary Cotter at (914) 337-6146. When you make an appointment with any of these vets, please tell them you were referred by us.

Manhattan:

Deborah Levison, DVM
Symphony Veterinary Center
170 West 96th Street, New York, NY 10025
(212) 866-8000

Katherine Quesenberry, DVM
The Animal Medical Center
510 East 62nd St., New York, NY 10065
(212) 838-7053, (212) 329-8622

Alexandra Wilson, DVM
The Center for Avian and Exotic Medicine
568 Columbus Ave., New York, NY 10024
(212) 501-8750

Westchester County:

Gil Stanzione, DVM
Dakota Veterinary Center
381 Dobbs Ferry Road, White Plains,
NY 10607 (914) 421-0020

Laurie Hess, DVM
Veterinary Center for Birds and Exotics
709 Bedford Road, Bedford Hills, NY 10507
(914) 864-1414

Long Island:

Jennifer Saver, DVM
Laura George, DVM
Catnip & Carrots Veterinary Hospital
2056 Jericho Turnpike
New Hyde Park, NY 11040
(516) 877-7080

Heidi Hofer, DVM
Island Exotic Vet Care
591 East Jericho Turnpike
Huntington Station, NY 11746
(631) 424-0300

Jeff Rose, DVM
Jefferson Animal Hospital
606 Patchogue Rd. (Route 112)
Port Jefferson Station, NY 11776
(631) 473-0415

Shachar Malka, DVM
Long Island Bird & Exotics
Veterinary Clinic
333 Great Neck Road
Great Neck, NY 11021
(516) 482-1101

Licensed HRS Educators

NYC/Westchester:

M.C. Basile, Chapter Manager, NYC House Rabbit Society, bunnytorts@gmail.com
Mary Cotter, Founder, Rabbit Rescue & Rehab, Adviser to Thump, mec@cloud9.net, (914) 337-6146

Marcie Frishberg, mfrish57bun@yahoo.com, (718) 724-4105
Gabrielle LaManna, New Fairfield, CT, gabbysbunnies@yahoo.com, (203) 746-7548

Mary Harnett, mmharnett@optonline.net, (914) 948-7976

Cindy Stutts, bygolyoly@yahoo.com, (646) 319-4766

Kerstin Aumann
Monica Shepherd, DVM

Long Island:

Nancy Schreiber, President, Long Island Rabbit Rescue Group, nschreibmd@gmail.com, (516) 510-3637, LongIslandRabbitRescue.org

Mary Ann Maier, Long Island Rabbit Rescue Group Volunteer, altitude8@yahoo.com, LongIslandRabbitRescue.org

Donna Sheridan, Long Island Rabbit Rescue Group Volunteer, hpocus217@yahoo.com, LongIslandRabbitRescue.org

Jennifer Saver, DVM

Laura George, DVM

THUMP DECEMBER 2017

Newsletter of RRR/NYC HRS
www.rabbitcare.org

Editor: Susan Lillo

Creative Director: Jane O'Wyatt

Masthead Logo Designer: Mary Ann Maier

Rabbit Rescue & Rehab is a not-for-profit, tax-exempt corporation in New York State. Our purpose is to rescue, rehabilitate and find permanent homes for abandoned, abused and neglected rabbits, and to educate the public on rabbit care through publications, phone consultations, home visits and presentations. This newsletter is published by RRR/NYC HRS, which is solely responsible for its content. We retain the right to edit all submissions, which become the property of the NYC Chapter and cannot be returned.

All donations go directly to caring for our foster rabbits and are tax-deductible. Please help us help them by sending contributions to: Rabbit Rescue & Rehab/NYC Metro Rabbit, 333 Mamaroneck Ave, #363, White Plains, NY 10605 or <http://rabbitcare.org/donations.htm>.

To contribute to Long Island Rabbit Rescue Group, please go to www.longislandrabbitrescue.org.

Adoptable Rabbits

There are lots of adoptable rabbits available in Manhattan, Brooklyn, Westchester and Long Island.

To adopt a rabbit in **New York City** or **Westchester**, contact nyc.metro.rabbits@gmail.com. On **Long Island**, contact Nancy Schreiber at nschreibmd@gmail.com or at 516-510-3637 (www.longislandrabbitrescue.org).

If interested in volunteering or fostering for Rabbit Rescue & Rehab, please email nyc.metro.rabbits@gmail.com.

Adoptable Rabbit Rescue & Rehab rabbits are at Petco's Union Square location. Rabbit volunteers are present at these stores on Saturday and Sunday afternoons to answer questions.

You can also visit Manhattan Animal Care Center at 326 East 110th St., between First and Second avenues, and the Brooklyn Animal Care Center at 2336 Linden Boulevard.

Rabbits for adoption in Manhattan and Brooklyn can be found by going to: <http://www.nycacc.org/> and doing an adoption search. Volunteers are there every weekday evening and on Saturday and Sunday afternoons, but it is best to arrange an appointment first.

Bunny speed dates can be arranged by appointment only on weekend afternoons at Union Square. Please contact nyc.metro.rabbits@gmail.com to make arrangements.

Many of our rabbits are living in foster homes and you can meet them as well. You also can arrange to foster a rabbit until he or she finds a permanent home. Contact nyc.metro.rabbits@gmail.com

For basic information about rabbits as pets, go to www.rabbitcare.org, www.longislandrabbitrescue.org and the House Rabbit Society main site, www.rabbit.org.